



**Secretary of State
Office of Professional Regulation**

**Thirty Third Annual Report
on
Professional Licensing**



Jim Condos, Secretary of State

Christopher D. Winters, Director

**Vermont Secretary of State
Office of Professional Regulation**

As of: July 2014

**Thirty Third Annual Report
on
Professional Licensing**

Published by:

Jim Condos, Secretary of State

Christopher D. Winters, Director

A note to the reader:

This Director's Annual Report for the Office of Professional Regulation (OPR, Office) covers Fiscal Year 2014- July 1, 2013, through June 30, 2014. It contains the Director's report as well as a summary of the activity of the regulatory programs for the 46 professions supported and managed by OPR. You will also find tables and charts providing a report on the activities, revenues, and expenditures for all regulatory programs administered under the jurisdiction of OPR.

Information relating to specific professions can be accessed via our web page: <http://www.vtprofessionals.org>
Comments and suggestions are welcome. Write or call the Director, Office of Professional Regulation, Secretary of State, 89 North Main Street, 3rd Floor, Montpelier, Vermont 05620-3402, (802) 828-1505.

TABLE OF CONTENTS

Director's Report	1
<u>Appendices:</u>	
Appendix A: Graph - Complaint Activity Overview	3
Appendix B: Complaint Activity for the Fiscal Year	4
Appendix C: Graph - Complaint Activity	5
Appendix D: Pending Cases at the Start of the Fiscal Year	6
Appendix E: Graph - Pending Cases	7
Appendix F: New Cases Received for the Fiscal Year	8
Appendix G: Graph - New Cases Received	9
Appendix H: Conduct Cases Concluded Without Discipline for the Fiscal Year	10
Appendix I: Graph – Conduct Cases Concluded Without Discipline	11
Appendix J: Cases Concluded With Discipline for the Fiscal Year	12
Appendix K: Graph - Cases Concluded With Discipline	13
Appendix L: Licensees By Profession	14
Appendix M: Receipts/Expenditures by Profession	17
Appendix N: Roster of Board/Commission/Advisor Members	18

This report contains information regarding the following professions:

Accountants Acupuncturists Alcohol & Drug Counselors Architects Athletic Trainers Audiologists Auctioneers Barbers & Cosmetologists Body Piercers Boxing Chiropractors Crematoriums Dental Examiners Dietitians Electrologists	Professional Engineers Funeral Service Hearing Aid Dispensers Landscape Architects Land Surveyors Marriage & Family Therapists Clinical Mental Health Counselors Midwives, Licensed Motor Vehicle Racing Naturopaths Nursing Nursing Home Administrators Occupational Therapists Opticians Optometrists	Osteopathic Physicians and Surgeons Pharmacists Physical Therapists Private Investigative/Security Svcs Property Inspectors Psychoanalysts Psychologists Psychotherapists, Non-licensed Radiologic Technologists Real Estate Appraisers Real Estate, Brokers & Salespersons Respiratory Care Practitioners Social Workers, Clinical Speech Language Pathologists Tattooists Veterinarians
--	---	--

Director's Report Fiscal Year 2014

Director's Report

This will be my final report as Director of OPR. As I prepare to depart this office, I find it fitting to lend some historical perspective to this year's annual report.

From my first Director's Report nine years ago in 2005:

"I plan to focus much more in future months on the service aspect of OPR. I will continue to explore better ways to serve the public, including the 45,000 or so professionals we license. There are many exciting new technologies on the market which may allow us to do a better job for the public. Online applications, electronic scanning and storage of documents, and increasingly specialized licensing software may allow us to provide more services without increasing staff."

It has been a long, interesting journey since then. We are now at 60,000 licensees and have doubled the number of cases we receive each year. True to what I stated above, advancements in technology and creative management has allowed us to hold at 31 full time positions today compared to the 28 we had when I wrote my first Director's report. The 2005 number also does not take into account the several temporary positions we would bring in for months at a time to meet peak license renewal processing demands, prior to electronic licensing system. We no longer use temporary employees to staff up at renewal time. We are doing more than ever with approximately the same number of staff.

Online license renewals have been in place for more than five years now and we are excited to report an average **98% online renewal rate for 2014**. This allows us to turn around licenses immediately, meeting all demands with existing staff. It also lets us cut down on printing and mailing costs while at the same time freeing up staff to take on other duties. We are moving ahead with online initial applications and expect to have this service available for many more professions by the end of 2015.

An excellent investigative unit with very little turnover has allowed us to keep investigation numbers at a manageable level for each investigator. As a result, the unit is able to turn each case around quickly in **an average of 264 days from beginning to end for all unprofessional conduct complaints for FY15**. We do this while still maintaining the quality we need to make the right decisions on allegations of such a serious nature.

We are tracking investigation times and overall case processing times and are pleased to see those numbers going ever downward. **Over the last two years, more than 90% of our investigations were completed in 180 days or less.**

We are now measuring initial application processing volume and times. As eLicense was implemented in 2009, processing times began to drop and continue to do so. **The average days to process a new license application today is about half of what it was five years ago.** It will be interesting to follow those numbers as more professions go to online applications and scanned and emailed responses become more commonplace. Application processing times will continue to shrink, allowing applicants to get their licenses and begin working in Vermont with very little wait time. This is both a public protection issue and an economic issue.

Easy digital storage of documents has become a reality and our staff are far less inundated with piles of paper or looming rows of file cabinets full of pending and completed applications. We have recently stopped sending any applications to the records center for storage and have all licensing documents stored digitally in our licensing system, attached to the individual applicant's digital record.

Through all of the changes, public protection has always been our priority. More efficient processing and resolution of cases means better public protection. It also respects licensees and complainants alike. Faster processing of applications gets qualified licenses to work. This frees up OPR staff to work on other initiatives for better customer service, board support and all around improvements to our public protection mission.

Good customer service has always been a goal and has been particularly emphasized under Secretary of State Jim Condos. I am especially thankful for his leadership and support on this and so many other issues, including the opportunity to become the next Deputy Secretary of State.

I look back and am thankful to have worked with the passionate and selfless individuals who are our board members and advisors. I am grateful to have been on a team with such a dedicated group of public servants in our OPR staff, and I wish them all continued success.

As I depart OPR after 18 years as a staff attorney and as Director, I am content. Like watching a tree grow in your front yard, in any one year it is hard to quantify any discernable change. Being here for so many years allows me a different perspective. I can clearly see how much we have grown, evolved, and improved toward those goals I set nine years ago. I leave knowing we have the right structure and tools in place for continued success - and that I have made a difference in my small corner of state government.

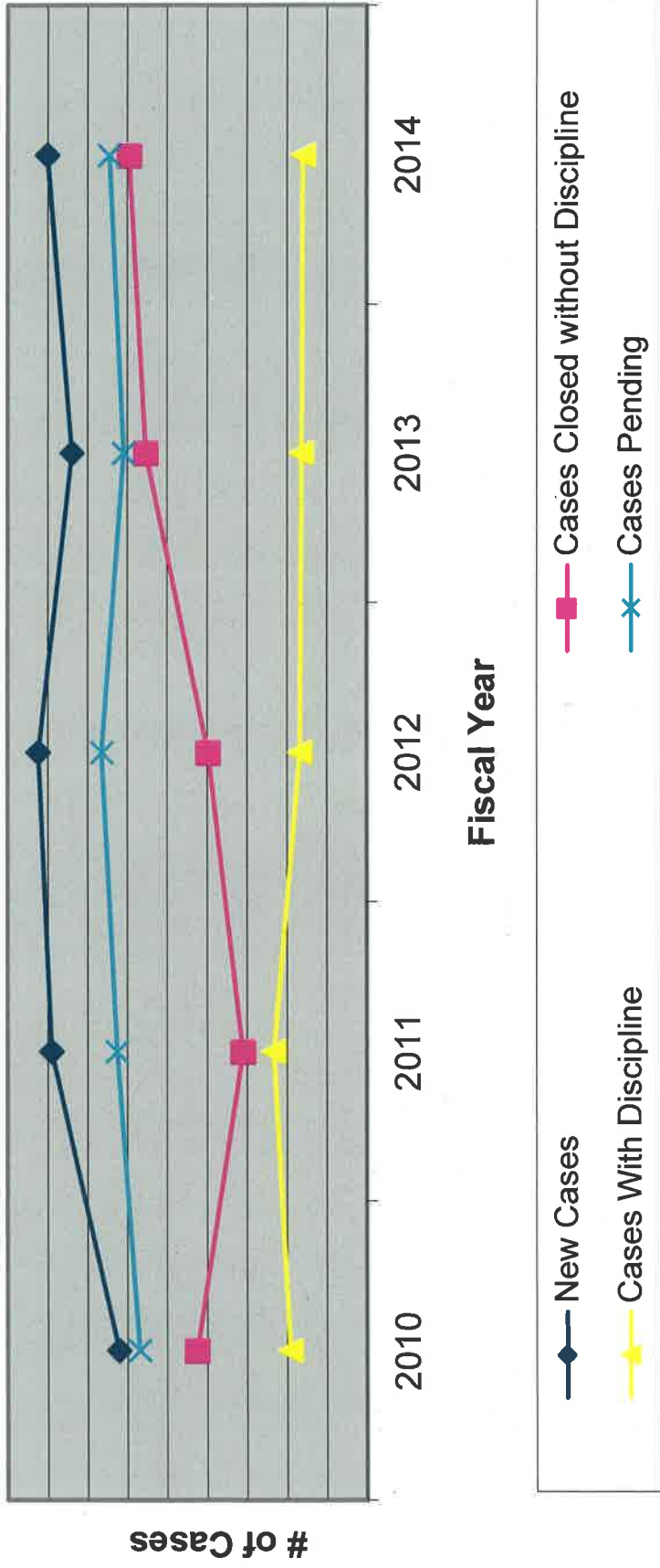
Gratefully,

Christopher D. Winters
Outgoing Director of OPR

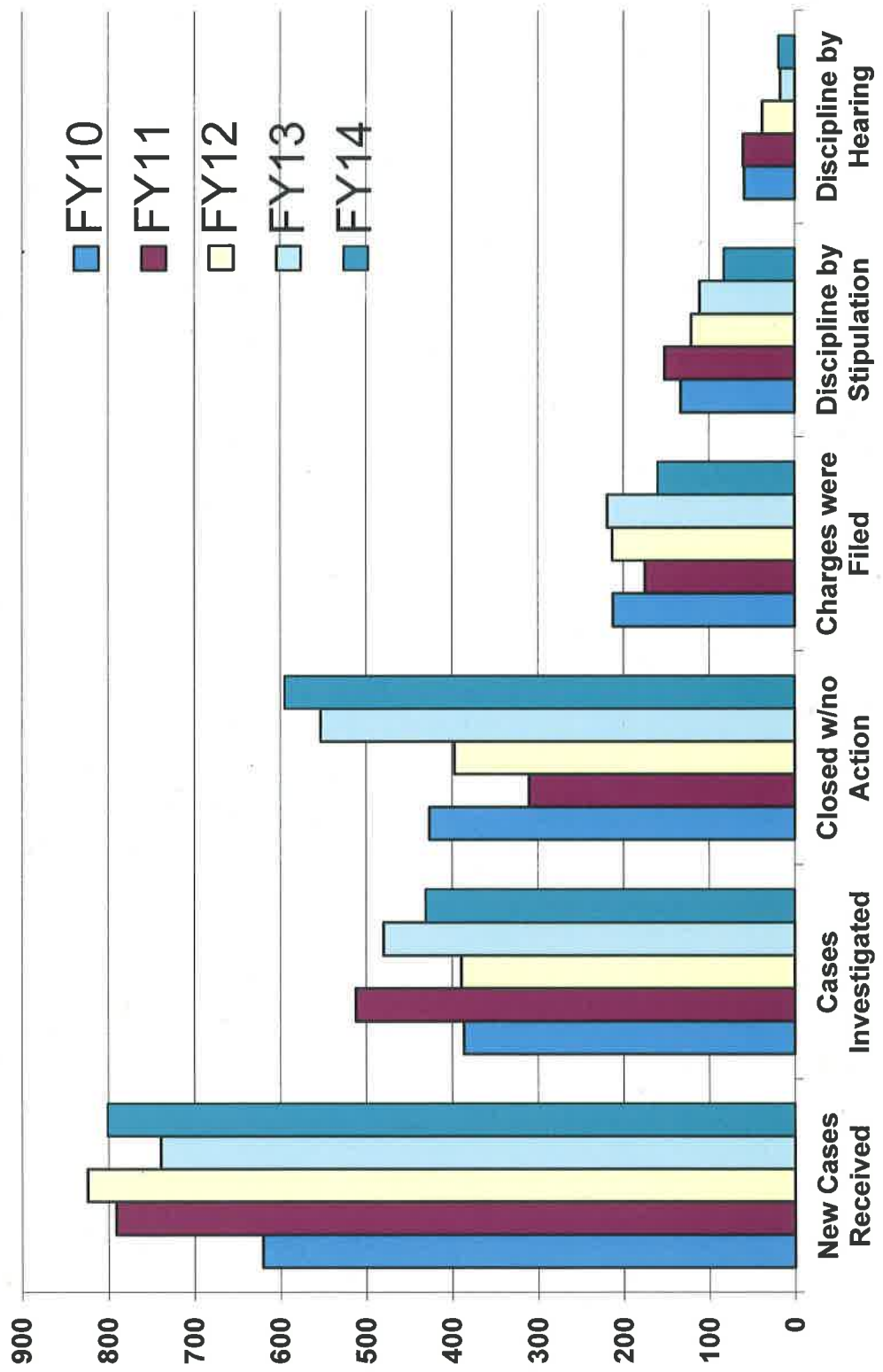
Appendix A: Complaint Activity for Fiscal Year 2014

	New Cases Received	Cases Investigated	Closed without Discipline	Charges Filed	Summary Suspension	Discipline Imposed by Stipulation	Discipline Imposed after Hearing
Accountant	26	12	4	0	0	2	0
Acupuncturist	2	0	0	0	0	0	0
Alcohol & Drug Counselor	1	2	5	0	0	0	0
Allied Mental Health	26	11	5	7	0	0	0
Architect	6	20	10	2	0	0	0
Athletic Trainer	0	0	0	0	0	0	0
Auctioneer	3	2	3	0	0	0	0
Audiologist	0	0	0	0	0	0	0
Boxing	0	0	0	0	0	0	0
Chiropractor	5	4	0	3	1	1	0
Cosmetology & Barber	71	22	57	12	0	9	2
Dentist	47	25	45	6	0	7	2
Dietitian	1	1	0	0	0	0	0
Electrologist	0	0	0	0	0	0	0
Engineer, Professional	16	5	7	8	0	1	0
Funeral Service	12	5	7	0	0	0	0
Hearing Aid Dispenser	3	4	2	1	0	1	0
Land Surveyor	2	2	1	1	0	0	0
Landscape Architect	1	0	0	0	0	0	0
Midwife, Licensed	2	5	3	2	0	2	0
Motor Vehicle Racing	0	0	0	0	0	0	0
Naturopathic Physician	1	3	0	0	0	0	0
Nursing	323	162	214	71	8	31	9
Nursing Home Administrator	11	8	7	0	0	0	0
Occupational Therapist	0	0	0	0	0	0	0
Optician	0	0	2	0	0	0	0
Optometry	0	1	0	1	0	2	0
Osteopathic Physician	7	7	7	4	0	3	1
Pharmacist/Pharmacy	64	17	48	11	2	8	1
Physical Therapist	0	0	0	0	0	0	0
Private Detective/Security	19	12	4	10	0	4	1
Psychoanalyst	0	0	0	0	0	0	0
Psychologist	14	6	17	3	0	1	0
Radiologic Technologist	1	1	0	0	0	0	1
Real Estate Appraiser	16	9	10	6	0	1	1
RE Broker/Salesperson	98	62	98	6	0	7	0
Respiratory Care Therapist	0	3	3	0	0	0	0
Social Workers, Clinical	13	7	16	3	0	2	0
Tattooist/Body Piercer	4	9	12	1	0	0	1
Veterinarian	6	4	8	2	0	1	0
Totals	801	431	595	160	11	83	19

Appendix B: Complaint Activity Overview For Fiscal Years 2010 through 2014



Appendix C: Historical Data - Detail of Complaint Activity for Fiscal Years 2010 through 2014




Appendix D: Historical Data of Pending Cases at the Start of the Fiscal Year

Profession	2008	2009	2010	2011	2012	2013	2014	2015
Accountant	18	3	8	10	10	10	2	24
Acupuncturist	3	4	0	0	0	1	0	2
Allied Mental Health	9	12	12	6	15	17	14	29
Architect	4	3	2	6	6	4	21	12
Athletic Trainer	0	0	0	1	0	0	0	0
Auctioneer	1	4	2	5	3	2	1	3
Audiologist	0	0	0	0	0	0	0	0
Boxing	0	0	0	0	0	0	0	0
Chiropractor	1	0	5	0	4	7	1	5
Cosmetologist	31	53	49	43	60	60	39	69
Drug/Alcohol Counselor	4	5	5	3	2	3		0
Dentist	16	11	18	31	36	45	53	41
Dietitian	0	0	0	1	1	0	1	1
Electrologist	0	1	0	0	0	2	0	0
Engineer, Professional	8	4	2	8	5	9	15	21
Funeral Service	9	20	19	13	3	7	8	11
Hearing Aid Dispenser	0	0	0	2	0	1	3	3
Landscape Architect	PNR	PNR	PNR	PNR	0	0	0	1
Land Surveyor	6	8	9	10	9	9	9	6
Midwife, Licensed	4	5	1	0	2	0	4	3
Motor Vehicle Racing	0	0	0	0	0	1	0	0
Naturopathic Physician	1	0	0	1	4	2	5	5
Nursing	125	143	209	252	264	223	171	188
Nursing Home Administrator	6	4	11	18	13	9	8	11
Occupational Therapist	0	1	1	0	1	2	1	0
Optician	0	2	0	0	0	0	2	0
Optometry	0	2	0	1	2	2	3	0
Osteopathic Physician	4	5	2	12	12	13	10	9
Pharmacist/Pharmacy	65	84	50	44	75	71	31	31
Physical Therapist	4	2	3	4	4	4	0	0
Private Detective/Sec. Ser.	21	29	4	8	8	17	14	20
Psychoanalyst	1	0	0	0	0	0	0	0
Psychologist	1	2	3	13	8	11	13	12
Radiologic Technologist	4	6	2	1	0	2	2	3
Real Estate Appraiser	14	11	8	15	13	25	16	14
Real Estate Broker/Salesperson	55	33	25	37	47	54	107	97
Respiratory Care Therapist	4	7	3	1	3	2	3	0
Social Workers, Clinical	5	3	7	7	3	8	17	11
Tattooist/Body Piercer	4	9	7	7	19	21	12	4
Veterinarian	10	14	13	9	13	18	18	10
TOTAL	438	490	480	569	645	662	604	646

PNR - Previously Not Regulated

**Appendix E: Historical Data
Pending Cases at the Start of the Fiscal Year 2008-2014**

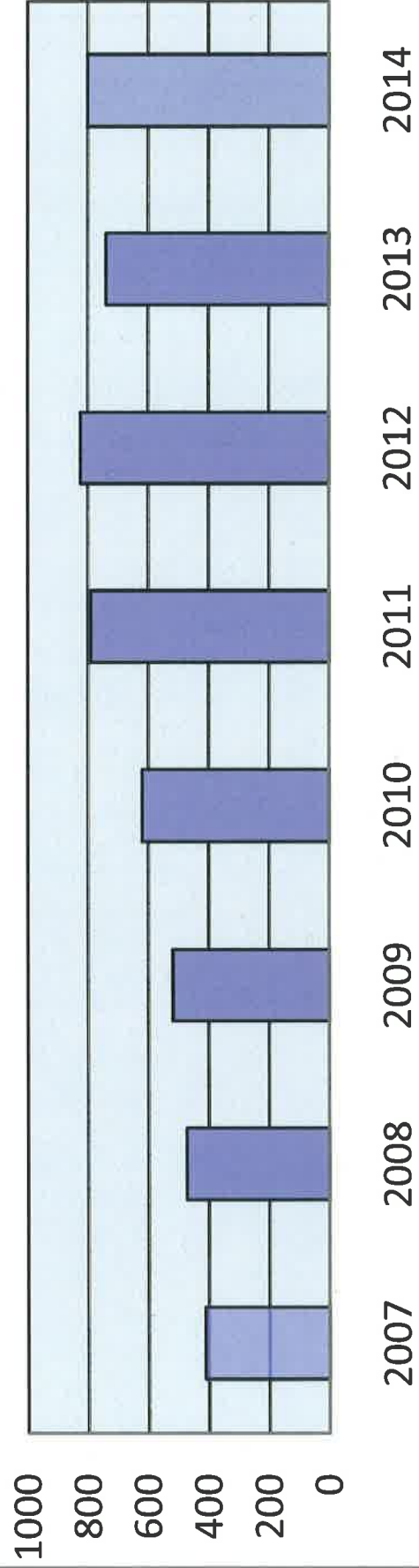


Appendix F: Historical Data of New Cases Received
For fiscal Years 2007 through 2014

Profession	2007	2008	2009	2010	2011	2012	2013	2014
Accountant	21	12	7	11	9	10	9	26
Acupuncturist	4	2	0	0	0	1	0	2
Alcohol & Drug Counselor	2	4	2	0	2	4	4	1
Allied Mental Health	8	14	9	8	20	14	16	26
Architect	1	3	3	6	5	2	20	6
Athletic Trainer	0	1	0	1	0	0	0	0
Auctioneer	0	5	1	5	3	3	2	3
Audiologist	0	0	0	0	0	0	0	0
Boxing	0	0	0	0	2	0	0	0
Chiropractor	2	2	4	1	5	5	3	5
Cosmetologist	31	50	35	33	59	60	43	71
Dentist	13	18	21	32	37	44	41	47
Dietitian	0	0	0	1	1	0	3	1
Electrologist	0	1	0	0	0	2	1	0
Engineer, Professional	6	1	8	6	3	9	11	16
Funeral Service	3	15	5	5	3	9	8	12
Hearing Aid Dispenser	0	0	1	3	0	1	3	3
Land Surveyor	6	5	5	6	9	5	9	2
Landscape Architect	PNR	PNR	PNR	PNR	0	0	2	1
Midwife, Licensed	0	1	1	0	2	0	4	2
Motor Vehicle Racing	0	0	0	0	1	1	0	0
Naturopathic Physician	1	0	1	1	4	1	4	1
Nursing	129	149	282	310	365	317	285	323
Nursing Home Administrator	4	4	8	11	10	8	4	11
Occupational Therapist	0	2	2	1	1	2	2	0
Optician	0	0	0	0	0	0	2	0
Optometry	1	1	1	2	6	1	2	0
Osteopathic Physician	4	3	2	17	10	4	4	7
Pharmacist/Pharmacy	78	75	57	57	81	92	34	64
Physical Therapist	7	1	7	6	3	14	1	0
Services	12	23	5	10	17	17	14	19
Psychoanalyst	0	0	0	0	0	0	0	0
Psychologist	6	9	3	14	11	12	11	14
Radiologic Technologist	2	4	2	0	1	2	2	1
Real Estate Appraiser	4	7	7	8	16	20	9	16
Broker/Salesperson	39	26	7	41	53	117	145	98
Respiratory Care Therapist	4	5	3	1	4	0	3	0
Social Workers, Clinical	4	3	5	6	10	7	14	13
Tattooist/Body Piercer	7	12	13	10	22	21	13	4
Veterinarian	12	15	12	8	16	17	11	6
TOTAL	411	473	519	621	791	822	739	801

PNR = Previously Not Regulated

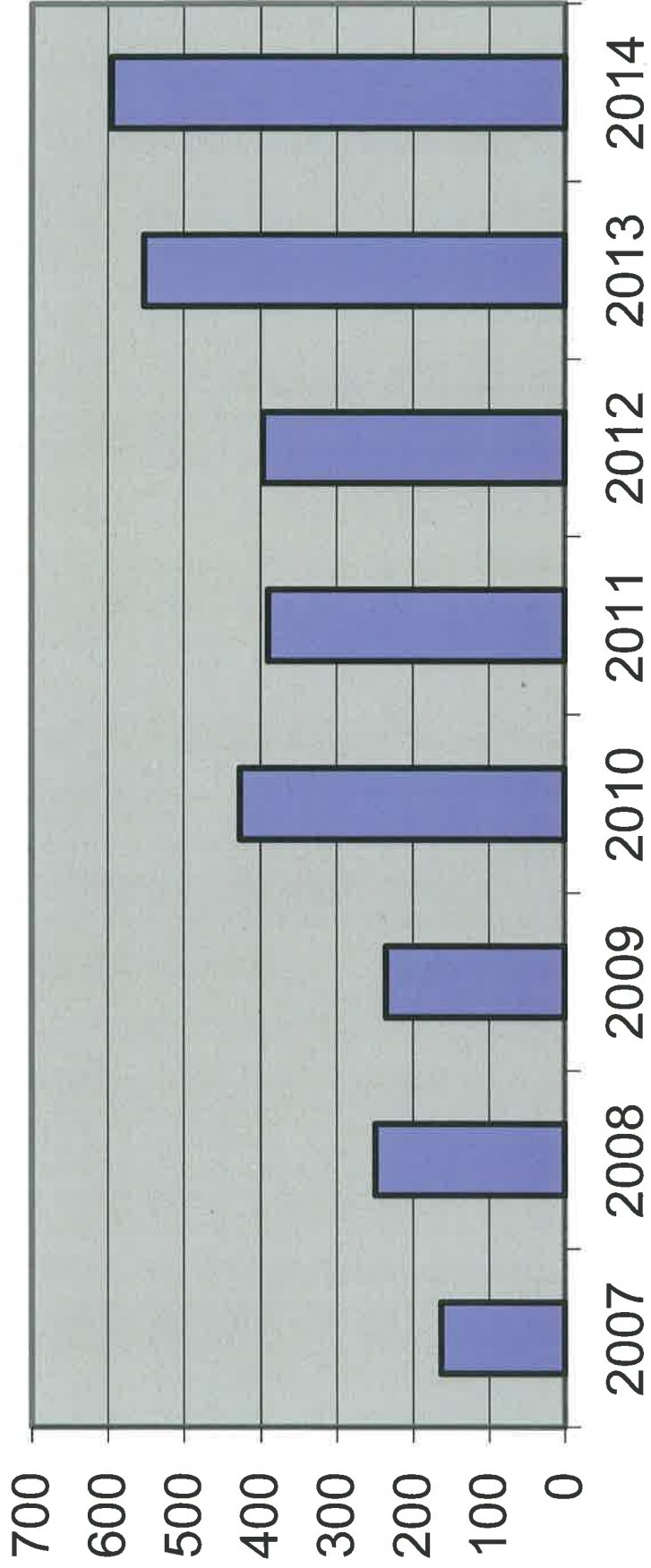
Appendix G: Historical Data New Case Received For Fiscal Year 2007 through 2014



**Appendix H: Historical Data - Conduct Cases Concluded Without Discipline
For Fiscal Years 2007 through 2013**

	2007	2008	2009	2010	2011	2012	2013
Accountant	2	21	6	3	5	10	10
Acupuncturist	2	0	2	0	0	1	0
Alcohol & Drug Counselor	1	2	2	1	0	3	2
Allied Mental Health	2	9	4	11	4	10	4
Architect	2	3	3	3	2	3	1
Athletic Trainer	1	0	0	0	1	0	0
Auctioneer	0	1	2	4	2	2	3
Audiologist	0	0	0	0	0	0	0
Boxing	0	0	0	0	1	0	0
Chiropractor	2	1	1	5	0	1	5
Cosmetologist & Barber	5	14	23	22	48	26	23
Dentist	6	12	16	11	14	25	26
Dietitian	0	0	0	0	0	0	3
Electrologist	0	0	0	1	0	0	3
Engineer, Professional	0	4	3	5	0	3	2
Funeral Service	0	4	1	3	3	3	6
Hearing Aid Dispenser	0	0	0	2	0	0	1
Land Surveyor	3	2	5	5	4	4	12
Landscape Architect	PNR	PNR	PNR	PNR	PNR	0	2
Midwife, Licensed	0	0	1	2	2	1	0
Motor Vehicle Racing	0	0	0	0	1	0	0
Naturopathic Physician	0	1	0	1	0	2	0
Nursing	43	45	84	192	90	145	221
Nursing Home Administrator	1	3	1	2	9	11	3
Occupational Therapist	2	1	1	3	0	0	2
Optician	0	1	0	0	0	0	0
Optometry	2	1	0	2	4	1	2
Osteopathic Physician	3	2	2	7	7	5	2
Pharmacist/Pharmacy	25	30	28	60	20	51	53
Physical Therapist	5	3	0	9	1	11	4
Private Detective/Security Services	4	12	5	8	13	2	9
Psychoanalyst	0	1	0	0	0	0	0
Psychologist	3	8	8	5	12	5	8
Radiologic Technologist	0	1	2	0	0	0	1
Real Estate Appraiser	7	6	5	2	13	6	12
Real Estate Broker/Salesperson	28	39	12	30	38	39	94
Respiratory Care Therapist	1	2	0	1	0	1	1
Social Workers, Clinical	4	2	1	3	6	3	3
Tattooist/Body Piercer	5	5	9	12	4	13	16
Veterinarian	4	10	8	11	6	10	19
TOTAL	163	246	235	426	310	397	553
PNR = Previously Not Regulated							

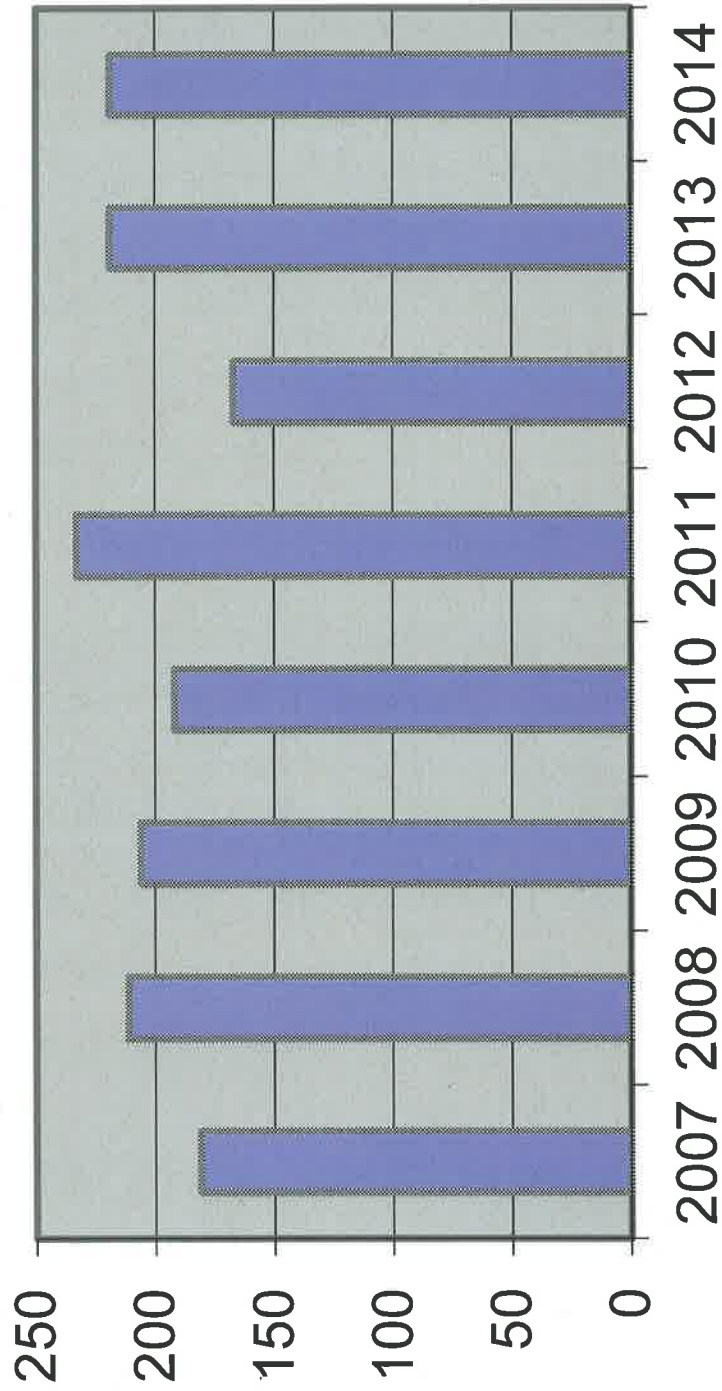
**Appendix I: Historical Data - Conduct Cases
Concluded Without Discipline
For Fiscal Years 2007 through 2014**



**Appendix J: Historical Data - Conduct Cases Concluded
With Disciplinary Action for Fiscal Years 2007 through 2014**

Profession	2007	2008	2009	2010	2011	2012	2013	2014
Accountant	9	8	7	0	0	3	2	0
Acupuncturist	2	0	0	0	0	0	0	0
Alcohol & Drug Counselor	3	1	1	0	0	0	0	0
Allied Mental Health	1	4	5	1	2	2	3	7
Architect	1	1	1	0	2	2	0	2
Athletic Trainer	0	1	0	0	0	0	0	0
Auctioneer	0	1	0	0	0	1	0	0
Audiologist	0	0	0	0	0	0	0	0
Boxing	0	0	0	0	0	0	0	0
Chiropractor	0	2	0	0	0	1	1	3
Cosmetologist	14	15	17	8	21	28	21	12
Dentist	5	12	3	6	7	10	11	6
Dietitian	0	0	0	0	0	0	0	0
Electrologist	0	0	0	0	0	0	0	0
Engineer, Professional	2	1	4	4	0	1	2	8
Funeral Service	0	0	1	0	10	0	0	0
Hearing Aid Dispenser	0	0	0	0	2	0	1	1
Land Surveyor	0	1	1	1	4	0	1	1
Landscape Architect	PNR	PNR	PNR	0	0	0	0	0
Midwife, Licensed	0	0	0	0	0	1	0	2
Motor Vehicle Racing	0	0	0	0	0	0	0	0
Naturopathic Physician	0	0	0	0	1	1	1	0
Nursing	95	104	107	104	137	73	108	71
Nursing Home Administrator	0	3	1	2	3	2	3	0
Occupational Therapist	0	0	1	0	0	1	2	0
Optician	0	0	0	0	0	0	0	0
Optometry	0	0	0	1	0	0	3	1
Osteopathic Physician	1	0	1	0	0	1	6	4
Pharmacist/Pharmacy	16	27	11	40	13	19	13	11
Physical Therapist	2	0	1	0	1	2	0	0
Private Detective/Security Services	3	6	6	6	0	6	8	10
Psychoanalyst	0	0	0	0	0	0	0	0
Psychologist	5	1	1	0	2	0	0	3
Radiologic Technologist	2	1	1	2	0	0	2	0
Real Estate Appraiser	2	4	0	1	8	3	5	6
Real Estate Broker/Salesperson	10	10	26	4	7	5	21	6
Respiratory Care Therapist	1	0	3	4	2	0	1	0
Social Workers, Clinical	1	3	1	2	4	0	1	3
Tattooist/Body Piercer	6	4	4	2	4	3	3	1
Veterinarian	0	1	2	4	3	2	0	2
TOTAL	181	211	206	192	233	167	219	160
PNR = Previously Not Regulated								

**Appendix K: Historical Data - Conduct
Cases Concluded With Disciplinary Action
for Fiscal Years 2007 - 2014**



**Appendix L: Licensees By Profession
For Fiscal Years 2009 through 2014**

	A	B	C	D	E	F	G
1	Profession	FY09	FY10	FY11	FY12	FY13	FY14
2	Accountants, Certified Public	1,076	1,206	1,109	1,183	1101	1262
3	Accountants, Registered Public	6	6	5	6	3	3
4	Accountancy Firms	255	283	247	261	244	254
5	Acupuncturist	154	155	162	148	150	157
6	Acupuncturist - Detoxification Technician	8	8	8	8	9	8
7	Architects	1,087	883	1,070	1,137	1090	1197
8	Athletic Trainers	113	116	140	156	160	191
9	Auctioneers	210	187	202	219	200	218
10	Barbers	141	131	139	142	138	148
11	Barber - Apprentice	0	5	7	3	8	8
12	Barber Shops	73	65	66	67	69	71
13	Boxing	1	1	4	1	5	6
14	Boxing Manager	0	1	1	-	1	0
15	Chiropractic	244	237	247	252	242	257
16	Chiropractic - Intern	0	1	1	1	2	1
17	Cosmetologists	3,158	1,118	3,091	2,813	2983	2810
18	Cosmetologist - Apprentice	0	22	30	27	37	25
19	Cosmetology Shops	817	789	827	759	820	771
20	Cosmetology Schools	4	2	4	3	4	4
21	Cosmetology - Manicurists	260	232	249	241	270	241
22	Cosmetology - Manicurists Apprentice	0	16	19	14	23	25
23	Cosmetology - Estheticians	172	176	199	197	246	231
24	Cosmetology - Estheticians Apprentice	0	2	4	3	3	1
25	Dentists	454	503	462	507	597	512
26	Dentist - Pro Bono	0	7	4	4	3	4
27	Dentist - Transient Practice Permit	0	1	0	0	0	0
28	Dental Hygienists	636	696	643	690	759	696
29	Dental Assistants - Certified	93	108	99	118	120	124
30	Dental Assistants - Traditional	553	709	508	619	630	640
31	Dietitians	115	117	128	124	127	143
32	Electrologist	25	25	29	32	32	33
33	Electrolysis Shops	21	18	21	23	22	23
34	Engineers, Professional	3,879	3,762	3,978	3,600	4227	3858
35	Engineering Interns	1,874	1,822	1,901	2,027	2161	2202
36	Funeral Directors	123	125	125	127	110	122
37	Funeral Establishments	58	57	59	55	56	59
38	Funeral, Crematory Establishments	9	9	9	10	11	11
39	Funeral, Removal Personnel	63	72	57	67	59	73
40	Embalmers	86	89	86	88	80	83
41	Hearing Aid Dispensers	33	37	31	36	37	48
42	Ionizing Radiation Privileges (Physicians)	0	229	142	154	127	143
43	Land Surveyors	224	217	223	229	219	231
44	Landscape Architect	PNR	18	48	83	79	88
45	Marriage & Family Therapists	44	45	48	53	54	59
46	Mental Health Counselor, Clinical	556	561	611	645	651	729
47	Midwife, Licensed	25	16	26	32	26	34
48	Motor Vehicle Racing	17	0	0	-	0	0
49	Unlimited Event Permit - Auto/Truck	0	8	8	7	8	8
50	Annual Event Permit - Auto/Truck	0	5	5	3	4	4
51	Annual Event Permit - Motorcycle	0	1	1	1	1	2
52	Naturopathic Physician	154	187	218	259	262	311
53	Nurses, Registered	16,814	20,224	16,805	18,632	15678	17742
54	Nurse, Registered Practitioner with Advanced Practice	488	538	500	560	598	666
55	Bono	0	2	0	-	0	0
56	Permit	0	1	0	-	0	0

**Appendix L: Licensees By Profession
For Fiscal Years 2009 through 2014**

	A	B	C	D	E	F	G
1	Profession	FY09	FY10	FY11	FY12	FY13	FY14
57	Nurses, Licensed Practical	2,409	2,149	2,381	1,976	2012	1955
58	Nurses, Licensed Practical - Temporary Permit for Re-Entry	0	1	3	2	3	1
59	Nurses, Licensed Practical - Temporary License	0	7	3	36	0	5
60	Nurse Assistants	4,820	4,091	4,721	5,496	4966	5657
61	Nurse Assistants - Temporary Permit	0	12	47	19	27	72
62	Nurse Assistants - Temporary License	0	5	12	5	6	10
63	Nursing Home Administrator	78	75	84	74	83	75
64	Nursing Home Administrator - Provisional	0	1	1	4	6	3
65	Occupational Therapists	328	327	364	323	331	350
66	Occupational Therapist Assistants	108	97	109	94	112	108
67	Opticians	101	97	104	69	109	100
68	Optician Trainee	21	20	28	13	41	16
69	Optometry	111	107	118	101	117	107
70	Osteopathic Physician	114	126	141	151	153	190
71	Osteopathic Limited Temporary Physician	7	14	12	13	13	11
72	Pharmacists	908	978	971	1,021	857	1112
73	Pharmacy, Intern	0	260	183	326	212	275
74	Pharmacy, Institutional	17	17	17	16	20	25
75	Pharmacy, Investigation & Research Project	0	2	2	2	2	4
76	Pharmacy Preceptor	0	146	151	193	1	1
77	Pharmacy, Retail	139	138	140	137	144	146
78	Pharmacy, Retail Temporary License	0	1	1	-	2	
79	Pharmacy, Home Infusion Pharmacy	0	2	2	2	2	2
80	Pharmacy, Remote Pilot Project	0	1	0	3	4	5
81	Pharmacy, Wholesale Drug Outlet	484	581	502	592	597	729
82	Pharmacy, Drug Research Programs	1	0	0	2	0	0
83	Pharmacy, Non-Resident Pharmacy	258	341	19	392	427	585
84	Pharmacy, Telepharmacy	0	60	67	76	93	109
85	Pharmaceutical Manufacturer	2	2	2	2	2	4
86	Pharmacy Technicians	1,082	1,554	1,189	1,384	1261	1542
87	Physical Therapists	1,000	969	1,034	1,071	1080	1146
88	Physical Therapists Assistants	192	186	198	208	210	236
89	Private Investigative & Security Agency	43	19	17	19	21	22
90	Private Investigative & Security Agency - Sole Proprietor	0	3	3	4	3	3
91	Private Investigative Agency	0	49	45	48	45	47
92	Private Investigative Agency - Sole Proprietor	0	12	19	19	19	22
93	Private Investigative/Security Guard Agency	17	22	19	22	21	24
94	Private Investigative/Detective/Security Agency	17	0	0	1	0	0
95	Private Investigator/Security Guard	0	134	123	140	125	139
96	Investigative/Security Registered Employee	672	866	734	907	568	982
97	Investigative/Security Registered F/T Employee	0	27	93	63	50	70
98	Investigative/Security Registered P/T Temporary Employee	0	29	112	68	92	83
99	Investigative/Security - Licensed Firearms Training Instructor	0	10	8	10	9	9
100	Psychoanalysts	62	55	59	63	58	61
101	Psychologist - Master	212	204	207	202	207	197
102	Psychologist - Doctorate	387	395	411	397	396	414
103	Psychologist - Doctorate - Temporary License	0	12	6	6	12	6
104	Psychologist - Trainee	0	57	73	57	94	73
105	Psychotherapists	779	617	762	916	888	1029
106	Radiologic Technologist (Radiography)	546	601	549	596	671	618
107	Radiologic Technologist (Radiography) TEMP	0	1	1	5	0	0
108	Radiologic Technologist Limited License	0	13	12	12	13	10
109	Radiation Therapy	51	66	66	68	70	67
110	Radiation, Nuclear Medicine	62	70	64	73	62	67

**Appendix L: Licensees By Profession
For Fiscal Years 2009 through 2014**

	A	B	C	D	E	F	G
1	Profession	FY09	FY10	FY11	FY12	FY13	FY14
111	Radiation, Limited Licensure	12	0	0	-	0	10
112	Office	0	2	3	3	3	2
113	Registered Appraisal Management Companies - Main Office	0	78	108	128	124	119
114	Real Estate Appraiser-State Licensed	52	54	35	35	35	29
115	Real Estate Appraiser- State Trainee	5	7	4	8	0	3
116	Real Estate Appraiser-Cert Residential	126	130	126	130	131	129
117	Real Estate Appraiser-Cert Residential Trainee	0	2	2	5	5	9
118	Real Estate Appraiser-Cert General	133	149	132	141	141	138
119	Real Estate Appraiser-Cert General Temporary License	0	14	23	24	24	26
120	Real Estate Appraiser-Cert General Trainee	0	2	1	3	6	10
121	Real Estate Brokers	1,214	1,132	1,153	1,052	1087	1016
122	Real Estate Salespersons	1,259	1,134	1,180	969	1113	1028
123	Real Estate Offices - Main and Branch	609	520	538	482	512	618
124	Real Estate Offices - Sole Proprietor	0	232	236	191	171	0
125	Respiratory Care Practitioner	299	247	275	315	290	322
126	Respiratory Care Practitioner - Student	0	9	12	21	8	9
127	Social Workers, Clinical	895	921	980	948	875	1033
128	Tattooist	67	55	73	87	78	93
129	Tattooist - Apprentice	0	24	26	23	18	21
130	Tattooist - Permanent Cosmetic	0	1	5	5	4	5
131	Tattooist - Shop	0	17	18	21	24	26
132	Body Piercing & Tattooist Operator	81	16	17	41	32	35
133	Body Piercing & Tattooist Shop	18	21	22	26	27	28
134	Body Piercing & Tattooist - Apprentice	0	3	3	2	3	2
135	Body Piercing Shop	0	2	2	2	1	1
136	Body Piercing - Apprentice	0	10	9	7	7	9
137	Veterinarians	542	591	553	593	564	606
138	TOTALS	54,463	56,853	56,131	59,187	56,146	60,388
139							
140							
141	PNR = Previously Not Regulated						
142	If blank, this credential was not counted separately in past reports						

Appendix M: Receipts/Expenditures By Profession
For Fiscal Years 2011 through 2014

	Fiscal Year 11		Fiscal Year 12		Fiscal Year 13		Fiscal Year 14	
	Receipts	Expenditures	Receipts	Expenditures	Receipts	Expenditures	Receipts	Expenditures
Accountancy	34,785	91,005	195,650	79,414	39,945	85,280	189,385	114,204
Architect	164,960	72,756	15,505	71,962	169,725	71,066	14,860	94,618
Barber/Cosmetology	89,155	275,433	581,810	314,239	102,230	296,073	627,775	305,762
Chiropractic	92,195	26,966	4,060	35,184	90,780	29,521	4,215	32,470
Dental	23,600	155,559	326,195	159,754	26,175	175,364	326,220	191,209
Engineer	318,415	177,030	42,360	174,611	333,780	199,338	140,810	198,740
Funeral Service	6,185	98,899	100,280	46,857	3,585	69,300	98,525	63,662
Land Surveyor	88,230	37,220	1,880	32,307	86,940	34,589	3,935	29,927
Mental Health, Allied*	168,880	89,711	27,700	99,813	189,820	105,917	36,610	138,881
Nursing	2,144,499	1,930,157	720,908	1,606,406	1,956,134	1,543,620	604,440	1,668,628
Optometry	55,530	18,143	4,300	20,810	55,615	24,737	6,670	16,914
Osteopath	99,050	43,867	11,140	30,344	83,040	29,588	13,920	38,662
Pharmacy	103,540	303,055	580,305	321,286	128,655	270,389	713,045	355,180
Private Detective	106,610	66,197	41,410	76,709	120,550	78,589	57,800	111,072
Psychology	8,605	62,528	99,295	61,324	10,655	60,074	105,205	67,558
Radiologic Tech.	89,870	38,742	14,195	37,569	86,200	50,575	16,035	48,843
Real Estate Appraiser	160,940	62,605	44,820	66,460	99,732	54,433	187,365	82,335
Real Estate Comm.	84,493	216,543	370,280	209,998	69,575	317,558	394,245	290,985
Veterinary	118,655	56,198	24,695	57,009	129,445	50,021	18,310	45,573
Advisor Groups	409,904	354,480	347,962	324,308	440,454	328,394	386,750	327,387
Administrative Penalties [†]	43,935	52,922	35,300	62,268	31,325	57,347	42,478	48,986
GRAND TOTAL	4,412,036	\$4,230,016	3,590,050	\$3,888,632	\$4,254,360	\$3,931,773	\$3,988,598	\$4,271,596

*Includes Mental Health Counselor, Marriage Family Therapist, Psychotherapist

[†] Administrative Penalties Paid during the fiscal year as part of a disciplinary action

Advisor Groups include the following professions: Acupuncturists, Athletic Trainers, Auctioneers, Dietitians, Electrologists, Hearing Aid Dispensers, Landscape Architects, Midwives, Naturopathic Physicians, Nursing Home Admin., Occupational Therapists, Opticians, Physical Therapists, Psychoanalysts, Respiratory Care Therapists, Social Workers, Tattooists, and Body Piercers. The operational costs of these professions is combined pursuant to 3 V.S.A. § 124.

**Appendix N: Roster of Board/Commission/Advisor Members
As of July, 2014**

		<u>APPOINTED</u>	<u>EXPIRES</u>
Board of Public Accountancy			
	John C Borch	Member	4/9/2009
	Joshua Partlow	Member	1/1/2010
	Thomas Shortle	Member	6/2/2010
	Daniel Coane	Member	11/5/2013
	Steve Love	Member	1/1/2014
Acupuncturist Advisors			
	Daniel A. Sachs	Member	8/1/2008
	Kerri Jenni	Member	1/1/2014
Board of Allied Mental Health Practitioners			
	Marjorie Ann Trombly	Member	2/20/2007
	Tammy Lee Austin	Member	9/16/2009
	Wendy Magee	Member	12/13/2011
	Jason Kirchick	Member	12/28/2011
	Wendy Magee	Member	12/31/2011
	Jamie Blouin	Member	2/12/2014
	Bill Scarlett	Member	6/24/2014
Board of Architects			
	Edward Wolfstein	Member	6/13/2001
	Frank M Guillot	Member	6/5/2007
	Ingrid Moulton Nichols	Member	6/19/2009
	Jennifer R. Arbuckle	Member	6/19/2009
	Keith Robinson	Member	4/4/2012
	Elizabeth Merrill	Member	9/18/2013
	Beth Chenette	Member	3/21/2014
Athletic Trainer Advisors			
	Michael Landsberg	Member	6/1/2009
	James Murdock	Member	10/1/2013
Auctioneer Advisors			
	Thomas M Broughton	Member	7/1/2006
	Eric Nathan	Member	11/1/2013
Alcohol and Drug Abuse Counselor Advisors			
	William R Cote	Member	1/1/2001
	Carolyn A. Prescott	Member	1/1/2005
Board of Barbers & Cosmetologists			
	Donna Hendee	Member	1/1/2010
	Judith Wernecke	Member	5/4/2010
	Jon Somes	Member	4/4/2012
	Randy Peace	Member	3/13/2013
	Joan Kavanaugh	Member	1/1/2014

**Appendix N: Roster of Board/Commission/Advisor Members
As of July, 2014**

			<u>APPOINTED</u>	<u>EXPIRES</u>
Boxing Advisors				
	Edwin D Patterson	Member	4/1/2007	4/2/2017
	Seth Frenzen, MD	Member	2/14/2014	2/15/2019
Board of Chiropractic				
	Palmer Peet	Member	1/27/2010	12/31/2014
	Vernon Temple	Member	1/1/2012	12/31/2016
	Daniel Coane	Member	1/1/2012	12/31/2016
	Heather Rice	Member	1/1/2014	12/31/2018
	Gail Dickinson	Member	2/27/2014	12/31/2016
Clinical Social Worker Advisors				
	Michael Gilman	Member	4/1/2011	3/31/2016
	Mark Gagnon	Member	11/1/2013	10/31/2018
Board of Dental Examiners				
	John Francis Lavoie	Member	1/12/2006	12/31/2015
	Edward P. Pantzar	Member	2/15/2007	12/31/2016
	Katherine Ann Silloway	Member	1/21/2009	12/31/2018
	Joanne Bugbee	Member	11/25/2009	12/31/2014
	Randall Miller	Member	7/27/2010	12/31/2015
	Dixie Vallie	Member	7/27/2010	12/31/2015
	Jennie Reed	Member	1/1/2011	12/31/2015
	Gerald Theberge	Member	10/23/2012	12/31/2014
	David Baasch	Member	1/1/2013	12/31/2017
	Mimi Kevan	Member	1/1/2013	12/31/2017
	Judith Newman	Member	1/1/2014	12/31/2018
Dietitian Advisors				
	Kimberly Evans	Member	5/1/2011	4/30/2016
	Janice Waterman	Member	5/1/2011	4/30/2016
Electrology Advisors				
	Kathryn Waskow	Member	5/1/2011	4/30/2016
	Elizabeth Willcox	Member	5/1/2011	4/30/2016
Board of Funeral Service				
	Lyndon B Mann	Member	2/20/2006	12/31/2016
	Peter Beck	Member	2/20/2007	12/31/2014
	Robert Covey	Member	12/31/2009	12/31/2014
	Mary Alice Bisbee	Member	7/21/2011	12/31/2014
	Larry Gile	Member	1/1/2011	12/31/2015
Hearing Aid Dispenser Advisors				
	Bernie Sage	Member	7/1/2005	8/31/2018
	Deb Charlea G. Baker	Member	8/1/2011	7/31/2016
	Ted Shattuck, MD	Member	7/15/2012	7/15/2017
	Lily Hughes, AuD	Member	1/1/2014	12/31/2019

**Appendix N: Roster of Board/Commission/Advisor Members
As of July, 2014**

			<u>APPOINTED</u>	<u>EXPIRES</u>
Landscape Architects Advisors				
	Gail Henderson-King	Member	7/1/2010	6/30/2015
	Paul Simon	Member	3/29/2013	6/30/2015
Board of Land Surveyors				
	Dorothy Hayden	Member	12/15/2003	12/31/2015
	Jonathan R. Abts	Member	1/26/2007	12/31/2015
	Charles E Rockwell	Member	2/25/2009	12/31/2018
	Timothy Short	Member	11/12/2010	12/31/2014
	Susan Senning	Member	1/31/2012	12/31/2014
	Joseph Flynn	Member	6/14/2012	12/31/2014
	Joseph Nalette	Member	1/22/2014	12/31/2018
Midwife Advisors				
	Mary Lawlor	Member	1/25/2001	12/31/2015
	Stephen Genereaux, MD	Member	6/12/2002	12/31/2015
	Erin Ryan	Member	1/1/2004	12/31/2015
Motor Vehicle Racing Advisors				
	Harmon Dragon	Member	12/31/2006	12/31/2017
	Bernard Champney	Member	1/1/2007	12/31/2012
	Raymond Therrien	Member	7/31/2014	8/1/2019
Naturopathic Physician Advisors				
	Sam Russo	Member	12/7/2006	12/7/2017
	Bernard Noe	Member	1/1/2014	12/31/2018
Board of Nursing				
	Alan Weiss	Member	6/28/2001	12/31/2014
	William G White Jr.	Member	10/29/2007	12/31/2016
	Deborah Swartz	Member	11/20/2007	12/31/2016
	Jeanine Marie Carr	Member	1/1/2008	12/31/2017
	Douglas Sutton	Member	12/13/2011	12/31/2014
	Ellen Watson	Member	12/13/2011	12/31/2016
	Shelia Davis	Member	1/18/2012	12/31/2015
	Shelia Davis	Member	1/18/2012	12/31/2015
	Virginia Hudson	Member	8/18/2012	12/31/2018
	Luana Tredwell	Member	1/1/2013	12/31/2017
	Jennifer Laurent	Member	4/23/2014	12/31/2018
	Kelly Sinclair	Member	7/1/2014	12/31/2017
Nursing Home Administrators Advisors				
	Joan Potter	Member	2/1/2008	3/31/2015
	Christine Scott	Member	11/1/2010	3/31/2015
Occupational Therapist Advisors				
	John Joseph Barry	Member	5/2/2003	12/31/2013
	Pauline H Migneault	Member	5/5/2005	12/13/2013

**Appendix N: Roster of Board/Commission/Advisor Members
As of July, 2014**

			<u>APPOINTED</u>	<u>EXPIRES</u>
Optician Advisors				
	Dale Davenport	Member	12/31/2000	12/31/2015
	Daniel McLeish Thomas	Member	5/1/2009	4/30/2014
Board of Optometry				
	John Eriksson	Member	8/8/2001	12/31/2014
	Daniel Dapolito	Member	10/4/2006	12/31/2015
	Bonnie Liberty	Member	1/27/2010	12/31/2014
	Jean Peterson	Member	1/18/2012	12/31/2015
	Albert Pristaw	Member	1/1/2013	12/31/2017
Board of Osteopathic Physician				
	John Welch	Member	3/14/2000	12/31/2014
	John Peterson	Member	1/28/2008	12/31/2018
	Mimi Kevan	Member	4/8/2011	12/31/2016
	Daniel Wilson	Member	1/1/2012	12/31/2016
	Scott Perrapato	Member	1/12/2014	12/31/2018
Board of Pharmacy				
	Jeffrey Firlik	Member	3/24/2005	12/31/2014
	Larry Labor	Member	4/10/2008	12/31/2015
	Judith Wernecke	Member	7/1/2010	12/31/2015
	King Milne	Member	1/1/2013	12/31/2017
	James Arisman	Member	1/1/2013	12/31/2017
	Robert Carpenter	Member	1/1/2014	12/31/2018
	Stephanie Ibey	Member	1/1/2014	12/31/2018
Board of Private Investigative & Security Services				
	James Eckhardt	Member	3/8/2007	12/31/2014
	Robert Wernecke	Member	11/12/2010	12/31/2018
	Anita Bobee	Member	1/1/2011	12/31/2015
	Richard Murphy	Member	8/10/2011	12/31/2017
	Franklin Davis	Member	12/13/2011	12/31/2018
Board of Professional Engineering				
	Bonnie Giuliani	Member	8/1/2004	12/31/2014
	William E Atkinson	Member	11/27/2006	12/31/2016
	Katherine E Hill	Member	1/1/2009	12/31/2018
	Brad Aldrich	Member	1/1/2012	12/31/2016
	Raymond Forsell	Member	11/22/2013	12/31/2017
	Claus Bartenstein	Member	1/1/2014	12/31/2018
Property Inspector Advisors				
	Sean McKenzie	Member	6/1/2014	5/31/2019
	Steve Dukette	Member	6/1/2014	5/31/2019
Board of Psychological Examiners				
	Richard W Root	Member	2/1/2005	12/31/2014
	Deborah J. Wallis	Member	4/6/2007	12/31/2014
	Michael Doyle	Member	12/3/2007	12/31/2016
	Susan Jan Belville	Member	11/23/2010	12/31/2018
	Ronald Miller	Member	1/1/2012	12/31/2016

**Appendix N: Roster of Board/Commission/Advisor Members
As of July, 2014**

			<u>APPOINTED</u>	<u>EXPIRES</u>
Psychoanalyst Advisors				
	Donald R Ferrell	Member	12/1/2006	11/30/2016
	Elizabeth Stevenson	Member	9/20/2012	9/21/2017
Physical Therapist Advisors				
	David W Scribner	Member	7/1/2008	6/30/2018
	Laurel Clute	Member	8/15/2012	8/14/2017
Board of Radiologic Technology				
	Carla A. White	Member	5/7/2004	12/31/2016
	Donna Ann Holbrook	Member	10/6/2005	12/31/2017
	Jane Alsofrom	Member	4/27/2010	12/31/2014
	Joshua Nickerson, MD	Member	1/9/2012	12/31/2017
	Brian Bidwell	Member	11/13/2012	12/31/2016
	Linda Retchin	Member	11/22/2013	12/31/2017
Board of Real Estate Appraisers				
	Ami C Milne-Allen	Member	5/4/2005	12/31/2014
	Robert Wernecke	Member	1/11/2010	12/31/2015
	Heidi Hayward Urish	Member	7/27/2010	12/31/2015
	Linda Retchin	Member	12/31/2010	12/31/2014
	George Sargeant	Member	2/16/2011	12/31/2018
	Kurt Kaffenberger	Member	1/1/2014	12/31/2018
Real Estate Commission				
	Claire M. Porter	Member	9/24/2004	12/13/2016
	Maretta A Hostetler	Member	10/22/2004	12/31/2014
	Gloria Rice Esq.	Member	1/1/2009	12/31/2018
	Michelle K Gosselin	Member	2/6/2009	12/31/2018
	David Raphael, Jr.	Member	2/9/2011	12/31/2015
	Mark Thibeault	Member	3/31/2012	12/31/2014
	Joyce Cameron	Member	1/1/2014	12/31/2018
Respiratory Care Advisors				
	Gregory J. Ward	Member	4/16/2007	4/16/2017
	Michelle M. Carner	Member	8/1/2011	7/31/2016
Tattooing/Body Piercing Advisors				
	Anita Licata, MD	Member	9/1/1996	8/30/2007
	Kenneth Walker	Member	11/1/2013	10/31/2018
	Ivan Belanger	Member	11/1/2013	10/31/2018
Board of Veterinary Medicine				
	Linda Johnston	Member	4/18/2005	12/31/2014
	Terry York	Member	3/12/2007	12/31/2017
	J. Drexel Wheeler	Member	4/27/2010	12/31/2018
	Paula Yankausas	Member	1/1/2012	12/31/2016
	Ryan Canales	Member	1/1/2013	12/31/2017
	Crager Boardman, Jr.	Member	1/1/2014	12/31/2018