



**Secretary of State  
Office of Professional Regulation**

**Thirty Second Annual Report  
on  
Professional Licensing**



**Jim Condos, Secretary of State**

**Christopher D. Winters, Director**

**Vermont Secretary of State  
Office of Professional Regulation**

**As of: July 2013**

**Thirty Second Annual Report  
on  
Professional Licensing**

**Published by:**

**Jim Condos, Secretary of State**

**Christopher D. Winters, Director**

**A note to the reader:**

This Director's Annual Report for the Office of Professional Regulation (OPR, Office) covers Fiscal Year 2013-July 1, 2012, through June 30, 2013. It contains the Director's report as well as a summary of the activity of the regulatory programs for the 45 professions supported and managed by OPR. You will also find tables and charts providing a report on the activities, revenues, and expenditures for all regulatory programs administered under the jurisdiction of OPR.

Information relating to specific professions can be accessed via our web page: <http://www.vtprofessionals.org>  
Comments and suggestions are welcome. Write or call the Director, Office of Professional Regulation, Secretary of State, 89 North Main Street, 3<sup>rd</sup> Floor, Montpelier, Vermont 05620-3402, (802) 828-1505.

## TABLE OF CONTENTS

Director's Report..... 1

**Appendices:**

Appendix A: Graph - Complaint Activity Overview ..... 2

Appendix B: Complaint Activity for the Fiscal Year ..... 3

Appendix C: Graph - Complaint Activity..... 4

Appendix D: Pending Cases at the Start of the Fiscal Year..... 5

Appendix E: Graph - Pending Cases ..... 6

Appendix F: New Cases Received for the Fiscal Year ..... 7

Appendix G: Graph - New Cases Received..... 8

Appendix H: Conduct Cases Concluded Without Discipline for the Fiscal Year..... 9

Appendix I: Graph – Conduct Cases Concluded Without Discipline..... 10

Appendix J: Cases Concluded With Discipline for the Fiscal Year ..... 11

Appendix K: Graph - Cases Concluded With Discipline ..... 12

Appendix L: Licensees By Profession..... 13

Appendix M: Receipts/Expenditures by Profession ..... 16

Appendix N: Roster of Board/Commission/Advisor Members ..... 17

This report contains information regarding the following professions:

Accountants	Professional Engineers	Osteopathic Physicians and Surgeons
Acupuncturists	Funeral Service	Pharmacists
Alcohol & Drug Counselors	Hearing Aid Dispensers	Physical Therapists
Architects	Landscape Architects	Private Investigative/Security Svcs
Athletic Trainers	Land Surveyors	Psychoanalysts
Audiologists	Marriage & Family Therapists	Psychologists
Auctioneers	Clinical Mental Health Counselors	Psychotherapists, Non-licensed
Barbers & Cosmetologists	Midwives, Licensed	Radiologic Technologists
Body Piercers	Motor Vehicle Racing	Real Estate Appraisers
Boxing	Naturopaths	Real Estate, Brokers & Salespersons
Chiropractors	Nursing	Respiratory Care Practitioners
Crematoriums	Nursing Home Administrators	Social Workers, Clinical
Dental Examiners	Occupational Therapists	Speech Language Pathologists
Dietitians	Opticians	Tattooists
Electrologists	Optometrists	Veterinarians

## Director's Report Fiscal Year 2013

### Director's Report

Fiscal year 2013 was a challenging one for the Office of Professional Regulation. Tropical Storm Irene and the displacement of hundreds of state employees in the destroyed Waterbury complex eventually led to OPR's departure from its offices in the National Life Building to make space for the Agency of Natural Resources. Most of OPR had been at National Life for five years and the investigation and prosecution units barely a year. Those moves had finally accomplished our long term goal of uniting OPR in one space, something that was working quite well and leading to many efficiencies and reduced case processing times. As one might imagine, we were reluctant to move again and adamant that we would find a space to accommodate all of OPR and maintain or improve upon the vital conference space needed to conduct board business.

Despite our best efforts, the office was forced to move twice: once in December 2012 to a temporary location at Vermont College and again in July 2013 to our current home in the City Center Building in downtown Montpelier. These moves went remarkably well and the adaptable and unshakeable OPR staff deserves a great deal of credit for virtually no drop-off in service despite these two moves. We also turned these challenges into opportunities for designing a new space to fit our needs and to manage our records. After two moves in six months and all of that packing and unpacking, I dare say we are the most organized agency in state government! We are now settling into our new space and are probably even better off in the long run.

OPR continues to move forward with technology enhancements that make us more efficient and handling more work while holding steady with our budget and staffing levels. In the face of the logistical space challenges described above, we still managed to implement a major upgrade to our elicense licensing and enforcement system, enabling additional features we have used to reduce costs and improve efficiencies by moving to paperless renewals and email notifications, saving on paper, postage, and staff time, while improving response times for applications, renewals and enforcement cases.

Notably, for the first time in more than a decade, the number of complaints received by OPR declined (739) after doubling in number between 2007 (411) and 2012 (822). This decline, combined with a fully staffed investigative unit and a highly productive enforcement team, should lead to a drop in the overall caseload in FY14 and even more efficient processing times. Our priority is always to improve upon application and case processing times to better serve the public without compromising public protection.

Last of all, Vermont is entering a new era of health care reform. The Office of Professional Regulation has a role to play in bringing about better health care for Vermonters. Primarily, OPR is in the best position to collect work force data from health care professionals at renewal time. Through online licensing, OPR can collect survey data about licensee practice locations, settings and specialties. This critical information can then be analyzed to determine which areas of the state are underserved and to identify current and future work force shortages. Armed with this information, state and federal agencies can plan for the future health care workforce and spend our tax dollars in ways that gets the most return for each dollar spent. I am participating on the Governor's Task Force on Work Force issues and am pleased to be able to serve with such dedicated people from across all professions and state government in helping to deliver care all Vermonters can be proud of.

I remain ever fortunate to have the support and leadership of Secretary of State Jim Condos, a dedicated, hard-working OPR Team, and the thoughtful and effective House and Senate Government Operations Committees as we strive to accomplish our public protection goals.

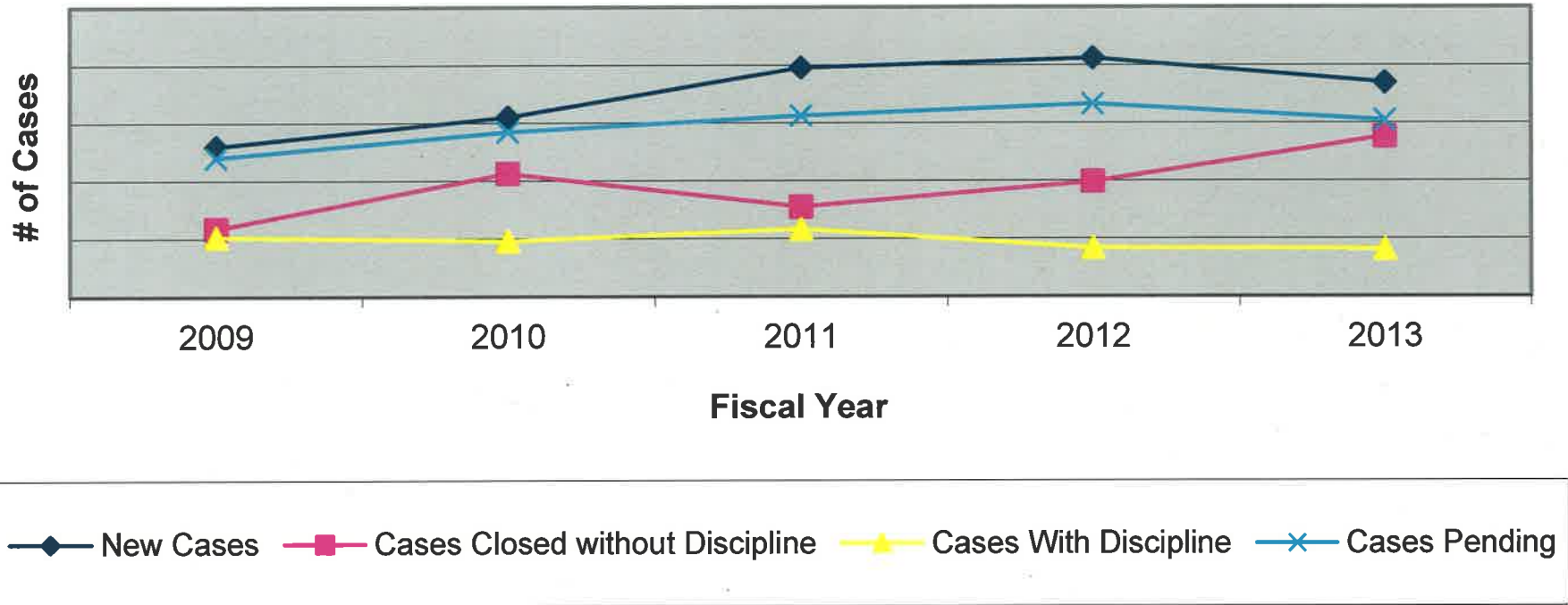
Respectfully submitted,

Christopher D. Winters, Director

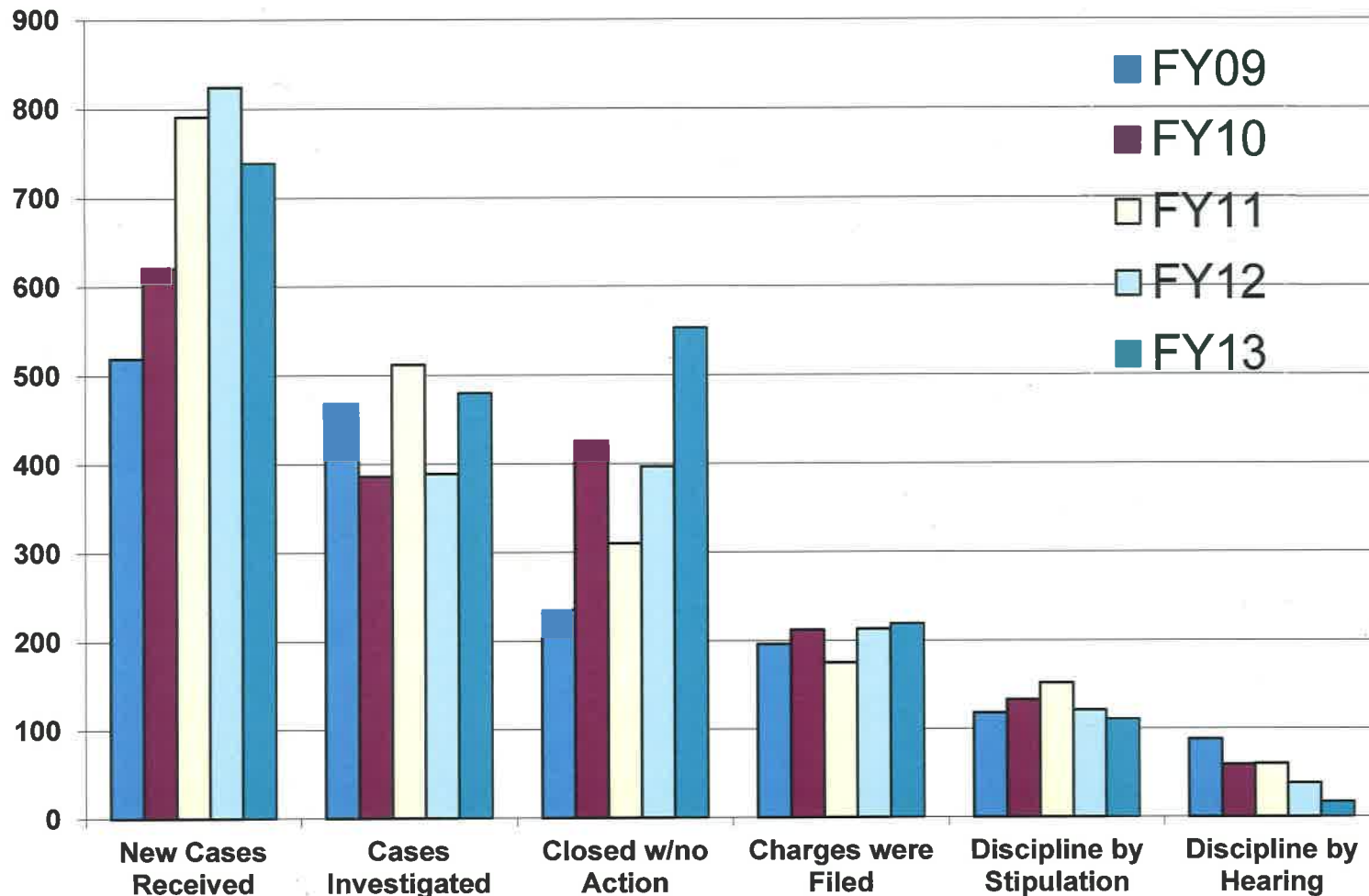
## Appendix A: Complaint Activity for Fiscal Year 2013

	New Cases Received	Cases Investigated	Closed without Discipline	Charges Filled	Summary Suspension	Discipline Imposed by Stipulation	Discipline Imposed after Hearing
Accountant	9	4	10	2	0	3	0
Acupuncturist	0	0	0	0	0	0	0
Alcohol & Drug Counselor	4	5	2	0	0	0	0
Allied Mental Health	16	17	4	3	0	2	0
Architect	20	2	1	0	0	0	0
Athletic Trainer	0	0	0	0	0	0	0
Auctioneer	2	0	3	0	0	0	0
Audiologist	0	0	0	0	0	0	0
Boxing	0	0	0	0	0	0	0
Chiropractor	3	4	5	1	0	1	0
Cosmetology & Barber	43	23	23	21	0	32	0
Dentist	41	27	26	11	0	3	0
Dietitian	3	0	3	0	0	0	0
Electrologist	1	3	3	0	0	0	0
Engineer, Professional	11	3	2	2	0	1	0
Funeral Service	8	6	6	0	0	1	0
Hearing Aid Dispenser	3	3	1	1	0	1	0
Land Surveyor	9	4	12	1	0	0	0
Landscape Architect	2	2	2	0	0	0	0
Midwife, Licensed	4	1	0	0	0	0	0
Motor Vehicle Racing	0	0	0	0	0	0	0
Naturopathic Physician	4	1	0	1	0	0	1
Nursing	285	198	221	108	5	51	9
Nursing Home Administrator	4	2	3	3	0	1	0
Occupational Therapist	2	2	2	2	0	0	0
Optician	2	0	0	0	0	0	0
Optometry	2	2	2	3	0	1	0
Osteopathic Physician	4	4	2	6	0	1	0
Pharmacist/Pharmacy	34	21	53	13	1	9	1
Physical Therapist	1	3	4	0	0	0	0
Private Detective/Security	14	8	9	8	0	0	1
Psycholoanalyst	0	0	0	0	0	0	0
Psychologist	11	11	8	0	0	0	1
Radiologic Technologist	2	2	1	2	0	0	0
Real Estate Appraiser	9	13	12	5	0	1	0
RE Broker/Salesperson	145	59	94	21	0	0	1
Respiratory Care Therapist	3	1	1	1	0	0	0
Social Workers, Clinical	14	8	3	1	0	0	1
Tattooist/Body Piercer	13	23	16	3	0	3	2
Veterinarian	11	18	19	0	0	0	0
<b>Totals</b>	<b>739</b>	<b>480</b>	<b>553</b>	<b>219</b>	<b>6</b>	<b>111</b>	<b>17</b>

## Appendix B: Complaint Activity Overview For Fiscal Years 2009 through 2013



### Appendix C: Historical Data - Detail of Complaint Activity for Fiscal Years 2009 through 2013



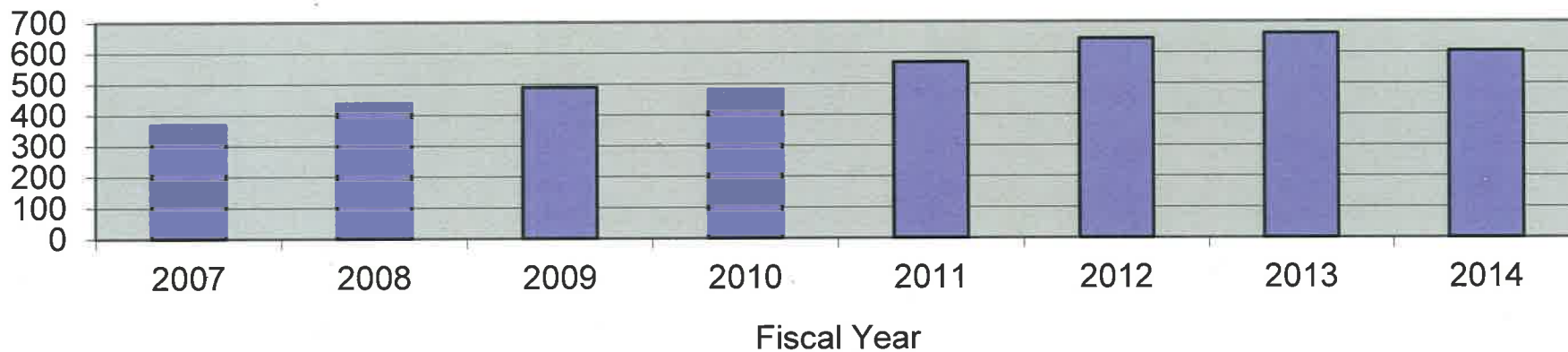
### Appendix D: Historical Data of Pending Cases at the Start of the Fiscal Year

Profession	2007	2008	2009	2010	2011	2012	2013	2014
Accountant	9	18	3	8	10	10	10	2
Acupuncturist	3	3	4	0	0	0	1	0
Allied Mental Health	3	9	12	12	6	15	17	14
Architect	6	4	3	2	6	6	4	21
Athletic Trainer	1	0	0	0	1	0	0	0
Auctioneer	1	1	4	2	5	3	2	1
Audiologist	0	0	0	0	0	0	0	0
Boxing	0	0	0	0	0	0	0	0
Chiropractor	1	1	0	5	0	4	7	1
Cosmetologist	24	31	53	49	43	60	60	39
Drug/Alcohol Counselor	6	4	5	5	3	2	3	
Dentist	14	16	11	18	31	36	45	53
Dietitian	0	0	0	0	1	1	0	1
Electrologist	0	0	1	0	0	0	2	0
Engineer, Professional	5	8	4	2	8	5	9	15
Funeral Service	6	9	20	19	13	3	7	8
Hearing Aid Dispenser	0	0	0	0	2	0	1	3
Landscape Architect	PNR	PNR	PNR	PNR	PNR	0	0	0
Land Surveyor	3	6	8	9	10	9	9	9
Midwife, Licensed	4	4	5	1	0	2	0	4
Motor Vehicle Racing	0	0	0	0	0	0	1	0
Naturopathic Physician	0	1	0	0	1	4	2	5
Nursing	115	125	143	209	252	264	223	171
Nursing Home Administrator	4	6	4	11	18	13	9	8
Occupational Therapist	2	0	1	1	0	1	2	1
Optician	0	0	2	0	0	0	0	2
Optometry	1	0	2	0	1	2	2	3
Osteopathic Physician	4	4	5	2	12	12	13	10
Pharmacist/Pharmacy	28	65	84	50	44	75	71	31
Physical Therapist	4	4	2	3	4	4	4	0
Private Detective/Sec. Ser.	20	21	29	4	8	8	17	14
Psychoanalyst	2	1	0	0	0	0	0	0
Psychologist	2	1	2	3	13	8	11	13
Radiologic Technologist	3	4	6	2	1	0	2	2
Real Estate Appraiser	21	14	11	8	15	13	25	16
Real Estate Broker/Salesperson	61	55	33	25	37	47	54	107
Respiratory Care Therapist	2	4	7	3	1	3	2	3
Social Workers, Clinical	6	5	3	7	7	3	8	17
Tattooist/Body Piercer	6	4	9	7	7	19	21	12
Veterinarian	2	10	14	13	9	13	18	18
<b>TOTAL</b>	<b>369</b>	<b>438</b>	<b>490</b>	<b>480</b>	<b>569</b>	<b>645</b>	<b>662</b>	<b>604</b>

PNR - Previously Not Regulated



**Appendix E: Historical Data**  
**Pending Cases at the Start of the Fiscal Year 2007-2014**



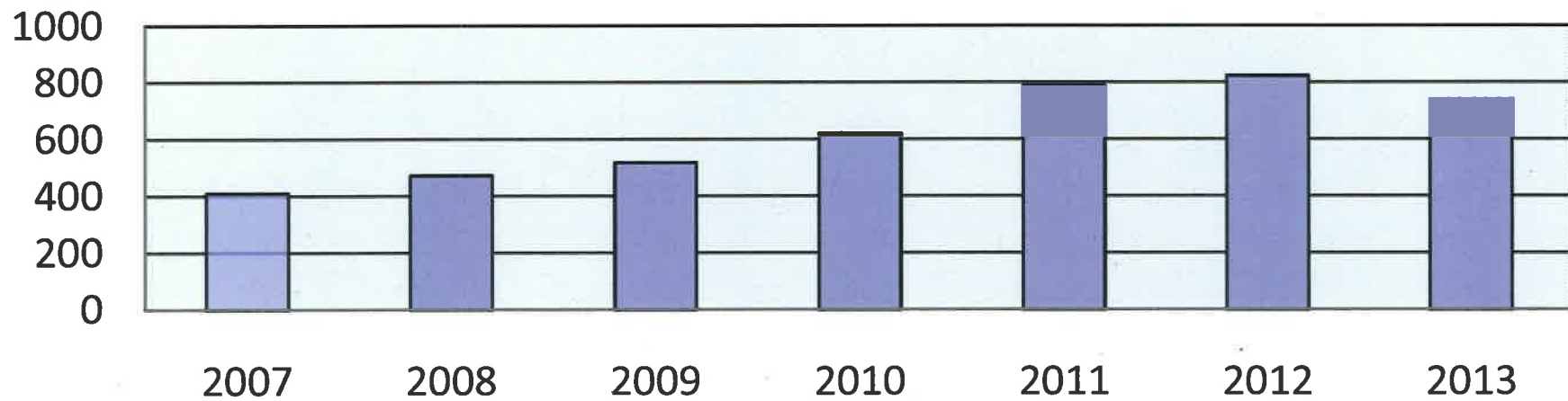
**Appendix F: Historical Data of New Cases Received  
For Fiscal Years 2006 through 2013**

<b>Profession</b>	<b>2006</b>	<b>2007</b>	<b>2008</b>	<b>2009</b>	<b>2010</b>	<b>2011</b>	<b>2012</b>	<b>2013</b>
Accountant	12	21	12	7	11	9	10	9
Acupuncturist	1	4	2	0	0	0	1	0
Alcohol & Drug Counselor	5	2	4	2	0	2	4	4
Allied Mental Health	2	8	14	9	8	20	14	16
Architect	9	1	3	3	6	5	2	20
Athletic Trainer	1	0	1	0	1	0	0	0
Auctioneer	1	0	5	1	5	3	3	2
Audiologist	1	0	0	0	0	0	0	0
Boxing	0	0	0	0	0	2	0	0
Chiropractor	3	2	2	4	1	5	5	3
Cosmetologist	34	31	50	35	33	59	60	43
Dentist	26	13	18	21	32	37	44	41
Dietitian	0	0	0	0	1	1	0	3
Electrologist	2	0	1	0	0	0	2	1
Engineer, Professional	6	6	1	8	6	3	9	11
Funeral Service	1	3	15	5	5	3	9	8
Hearing Aid Dispenser	0	0	0	1	3	0	1	3
Land Surveyor	6	6	5	5	6	9	5	9
Landscape Architect	PNR	PNR	PNR	PNR	PNR	0	0	2
Midwife, Licensed	4	0	1	1	0	2	0	4
Motor Vehicle Racing	0	0	0	0	0	1	1	0
Naturopathic Physician	0	1	0	1	1	4	1	4
Nursing	160	129	149	282	310	365	317	285
Nursing Home Administrator	3	4	4	8	11	10	8	4
Occupational Therapist	3	0	2	2	1	1	2	2
Optician	0	0	0	0	0	0	0	2
Optometry	1	1	1	1	2	6	1	2
Osteopathic Physician	5	4	3	2	17	10	4	4
Pharmacist/Pharmacy	46	78	75	57	57	81	92	34
Physical Therapist	3	7	1	7	6	3	14	1
Private Detective/Security Services	17	12	23	5	10	17	17	14
Psychoanalyst	1	0	0	0	0	0	0	0
Psychologist	6	6	9	3	14	11	12	11
Radiologic Technologist	2	2	4	2	0	1	2	2
Real Estate Appraiser	14	4	7	7	8	16	20	9
Real Estate Broker/Salesperson	66	39	26	7	41	53	117	145
Respiratory Care Therapist	0	4	5	3	1	4	0	3
Social Workers, Clinical	6	4	3	5	6	10	7	14
Tattooist/Body Piercer	14	7	12	13	10	22	21	13
Veterinarian	6	12	15	12	8	16	17	11
<b>TOTAL</b>	<b>467</b>	<b>411</b>	<b>473</b>	<b>519</b>	<b>621</b>	<b>791</b>	<b>822</b>	<b>739</b>

PNR = Previously Not Regulated

# Appendix G: Historical Data

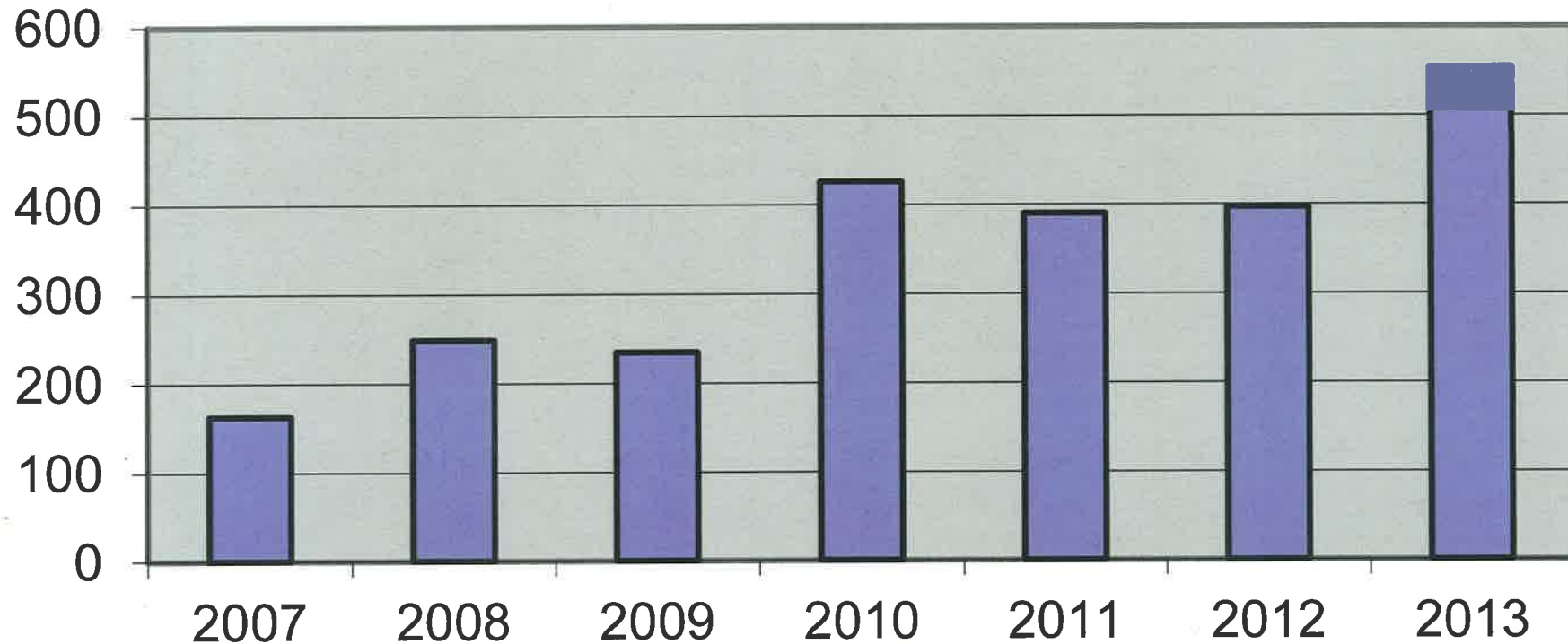
## New Case Received For Fiscal Year 2007 through 2013



**Appendix H: Historical Data - Conduct Cases Concluded Without Discipline  
For Fiscal Years 2007 through 2013**

	2007	2008	2009	2010	2011	2012	2013
Accountant	2	21	6	3	5	10	10
Acupuncturist	2	0	2	0	0	1	0
Alcohol & Drug Counselor	1	2	2	1	0	3	2
Allied Mental Health	2	9	4	11	4	10	4
Architect	2	3	3	3	2	3	1
Athletic Trainer	1	0	0	0	1	0	0
Auctioneer	0	1	2	4	2	2	3
Audiologist	0	0	0	0	0	0	0
Boxing	0	0	0	0	1	0	0
Chiropractor	2	1	1	5	0	1	5
Cosmetologist & Barber	5	14	23	22	48	26	23
Dentist	6	12	16	11	14	25	26
Dietitian	0	0	0	0	0	0	3
Electrologist	0	0	0	1	0	0	3
Engineer, Professional	0	4	3	5	0	3	2
Funeral Service	0	4	1	3	3	3	6
Hearing Aid Dispenser	0	0	0	2	0	0	1
Land Surveyor	3	2	5	5	4	4	12
Landscape Architect	PNR	PNR	PNR	PNR	PNR	0	2
Midwife, Licensed	0	0	1	2	2	1	0
Motor Vehicle Racing	0	0	0	0	1	0	0
Naturopathic Physician	0	1	0	1	0	2	0
Nursing	43	45	84	192	90	145	221
Nursing Home Administrator	1	3	1	2	9	11	3
Occupational Therapist	2	1	1	3	0	0	2
Optician	0	1	0	0	0	0	0
Optometry	2	1	0	2	4	1	2
Osteopathic Physician	3	2	2	7	7	5	2
Pharmacist/Pharmacy	25	30	28	60	20	51	53
Physical Therapist	5	3	0	9	1	11	4
Private Detective/Security Services	4	12	5	8	13	2	9
Psychoanalyst	0	1	0	0	0	0	0
Psychologist	3	8	8	5	12	5	8
Radiologic Technologist	0	1	2	0	0	0	1
Real Estate Appraiser	7	6	5	2	13	6	12
Real Estate Broker/Salesperson	28	39	12	30	38	39	94
Respiratory Care Therapist	1	2	0	1	0	1	1
Social Workers, Clinical	4	2	1	3	6	3	3
Tattooist/Body Piercer	5	5	9	12	4	13	16
Veterinarian	4	10	8	11	6	10	19
<b>TOTAL</b>	<b>163</b>	<b>246</b>	<b>235</b>	<b>426</b>	<b>310</b>	<b>397</b>	<b>553</b>
PNR = Previously Not Regulated							

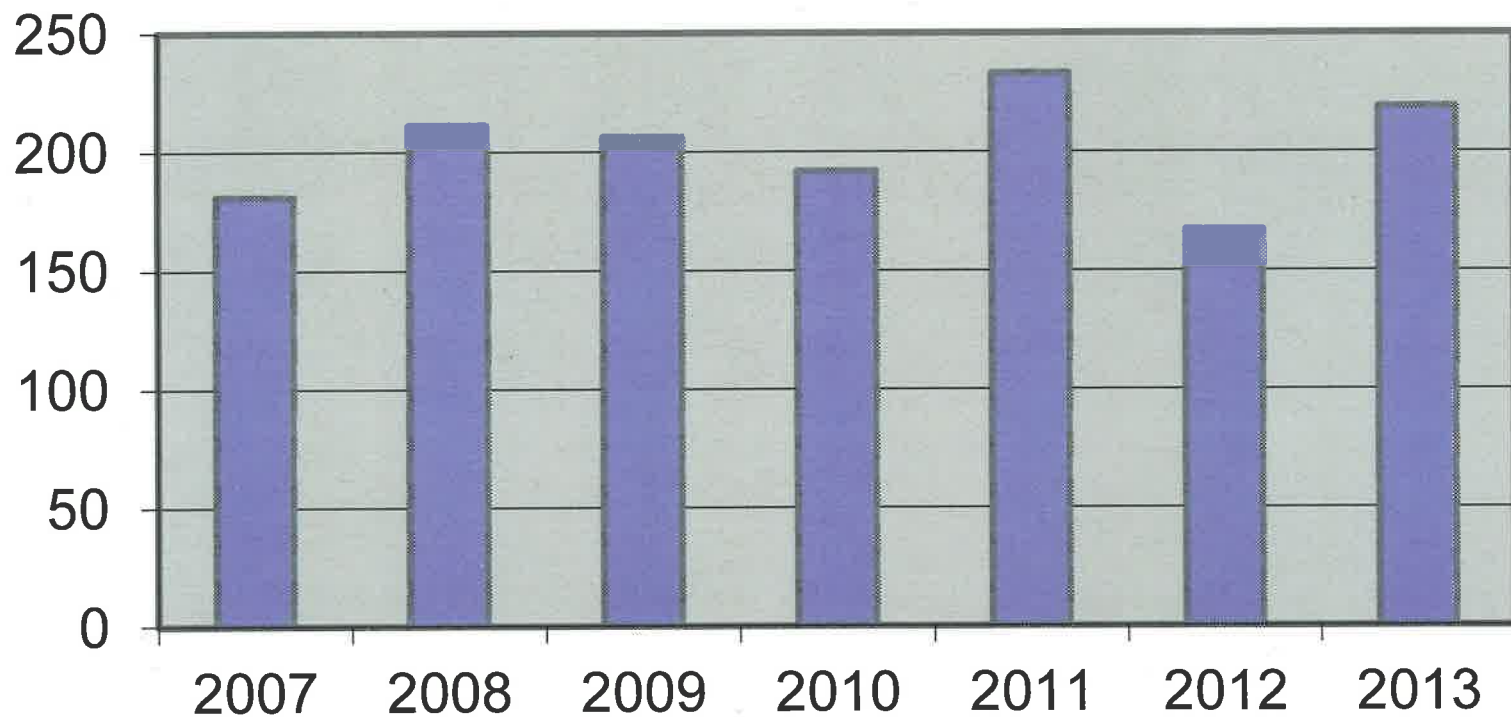
**Appendix I: Historical Data - Conduct Cases  
Concluded Without Discipline For Fiscal Years 2007  
through 2013**



**Appendix J: Historical Data - Conduct Cases Concluded  
With Disciplinary Action for Fiscal Years 2007 through 2013**

<b>Profession</b>	<b>2007</b>	<b>2008</b>	<b>2009</b>	<b>2010</b>	<b>2011</b>	<b>2012</b>	<b>2013</b>
Accountant	9	8	7	0	0	3	2
Acupuncturist	2	0	0	0	0	0	0
Alcohol & Drug Counselor	3	1	1	0	0	0	0
Allied Mental Health	1	4	5	1	2	2	3
Architect	1	1	1	0	2	2	0
Athletic Trainer	0	1	0	0	0	0	0
Auctioneer	0	1	0	0	0	1	0
Audiologist	0	0	0	0	0	0	0
Boxing	0	0	0	0	0	0	0
Chiropractor	0	2	0	0	0	1	1
Cosmetologist	14	15	17	8	21	28	21
Dentist	5	12	3	6	7	10	11
Dietitian	0	0	0	0	0	0	0
Electrologist	0	0	0	0	0	0	0
Engineer, Professional	2	1	4	4	0	1	2
Funeral Service	0	0	1	0	10	0	0
Hearing Aid Dispenser	0	0	0	0	2	0	1
Land Surveyor	0	1	1	1	4	0	1
Landscape Architect	PNR	PNR	PNR	0	0	0	0
Midwife, Licensed	0	0	0	0	0	1	0
Motor Vehicle Racing	0	0	0	0	0	0	0
Naturopathic Physician	0	0	0	0	1	1	1
Nursing	95	104	107	104	137	73	108
Nursing Home Administrator	0	3	1	2	3	2	3
Occupational Therapist	0	0	1	0	0	1	2
Optician	0	0	0	0	0	0	0
Optometry	0	0	0	1	0	0	3
Osteopathic Physician	1	0	1	0	0	1	6
Pharmacist/Pharmacy	16	27	11	40	13	19	13
Physical Therapist	2	0	1	0	1	2	0
Private Detective/Security Services	3	6	6	6	0	6	8
Psychoanalyst	0	0	0	0	0	0	0
Psychologist	5	1	1	0	2	0	0
Radiologic Technologist	2	1	1	2	0	0	2
Real Estate Appraiser	2	4	0	1	8	3	5
Real Estate Broker/Salesperson	10	10	26	4	7	5	21
Respiratory Care Therapist	1	0	3	4	2	0	1
Social Workers, Clinical	1	3	1	2	4	0	1
Tattooist/Body Piercer	6	4	4	2	4	3	3
Veterinarian	0	1	2	4	3	2	0
<b>TOTAL</b>	<b>181</b>	<b>211</b>	<b>206</b>	<b>192</b>	<b>233</b>	<b>167</b>	<b>219</b>
PNR = Previously Not Regulated							

## Appendix K: Historical Data - Conduct Cases Concluded With Disciplinary Action for Fiscal Years 2007 - 2013



**Appendix L: Licensees By Profession  
For Fiscal Years 2009 through 2013**

Profession	FY09	FY10	FY11	FY12	FY13
Accountants, Certified Public	1,076	1,206	1,109	1,183	1101
Accountants, Registered Public	6	6	5	6	3
Accountancy Firms	255	283	247	261	244
Acupuncturist	154	155	162	148	150
Acupuncturist - Detoxification Technician	8	8	8	8	9
Architects	1,087	883	1,070	1,137	1090
Athletic Trainers	113	116	140	156	160
Auctioneers	210	187	202	219	200
Barbers	141	131	139	142	138
Barber - Apprentice	0	5	7	3	8
Barber Shops	73	65	66	67	69
Boxing	1	1	4	1	5
Boxing Manager	0	1	1	-	1
Chiropractic	244	237	247	252	242
Chiropractic - Intern	0	1	1	1	2
Cosmetologists	3,158	1,118	3,091	2,813	2983
Costmetologist - Apprentice	0	22	30	27	37
Cosmetology Shops	817	789	827	759	820
Cosmetology Schools	4	2	4	3	4
Cosmetology - Manicurists	260	232	249	241	270
Cosmetology - Manicurists Apprentice	0	16	19	14	23
Cosmetology - Estheticians	172	176	199	197	246
Cosmetology - Estheticians Apprentice	0	2	4	3	3
Dentists	454	503	462	507	597
Dentist - Pro Bono	0	7	4	4	3
Dentist - Transient Practice Permit	0	1	0	0	0
Dental Hygienists	636	696	643	690	759
Dental Assistants - Certified	93	108	99	118	120
Dental Assistants - Traditional	553	709	508	619	630
Dietitians	115	117	128	124	127
Electrologist	25	25	29	32	32
Electrolysis Shops	21	18	21	23	22
Engineers, Professional	3,879	3,762	3,978	3,600	4227
Engineering Interns	1,874	1,822	1,901	2,027	2161
Funeral Directors	123	125	125	127	110
Funeral Establishments	58	57	59	55	56
Funeral, Crematory Establishments	9	9	9	10	11
Funeral, Removal Personnel	63	72	57	67	59
Embalmers	86	89	86	88	80
Hearing Aid Dispensers	33	37	31	36	37
Ionizing Radiation Privileges (Physicians)	0	229	142	154	127
Land Surveyors	224	217	223	229	219
Landscape Architect	PNR	18	48	83	79
Marriage & Family Therapists	44	45	48	53	54
Mental Health Counselor, Clinical	556	561	611	645	651
Midwife, Licensed	25	16	26	32	26
Motor Vehicle Racing	17	0	0	-	0
Unlimited Event Permit - Auto/Truck	0	8	8	7	8
Annual Event Permit - Auto/Truck	0	5	5	3	4
Annual Event Permit - Motorcycle	0	1	1	1	1
Naturopathic Physician	154	187	218	259	262
Nurses, Registered	16,814	20,224	16,805	18,632	15678
Nurse, Registered Practitioner with Advanced Practice	488	538	500	560	598
Nurse, Registered Practitioner with Advanced Practice - Pro Bono	0	2	0	-	0
Nurse, Registered Practitioner with Advanced Practice - Temp Permit	0	1	0	-	0



**Appendix L: Licensees By Profession  
For Fiscal Years 2009 through 2013**

Profession	FY09	FY10	FY11	FY12	FY13
Nurses, Licensed Practical	2,409	2,149	2,381	1,976	2012
Nurses, Licensed Practical - Temporary Permit for Re-Entry	0	1	3	2	3
Nurses, Licensed Practical - Temporary License	0	7	3	36	0
Nurse Assistants	4,820	4,091	4,721	5,496	4966
Nurse Assistants - Temporary Permit	0	12	47	19	27
Nurse Assistants - Temporary License	0	5	12	5	6
Nursing Home Administrator	78	75	84	74	83
Nursing Home Administrator - Provisional	0	1	1	4	6
Occupational Therapists	328	327	364	323	331
Occupational Therapist Assistants	108	97	109	94	112
Opticians	101	97	104	69	109
Optician Trainee	21	20	28	13	41
Optometry	111	107	118	101	117
Osteopathic Physician	114	126	141	151	153
Osteopathic Limited Temporary Physician	7	14	12	13	13
Pharmacists	908	978	971	1,021	857
Pharmacy, Intern	0	260	183	326	212
Pharmacy, Institutional	17	17	17	16	20
Pharmacy, Investigation & Research Project	0	2	2	2	2
Pharmacy Preceptor	0	146	151	193	1
Pharmacy, Retail	139	138	140	137	144
Pharmacy, Retail Temporary License	0	1	1	-	2
Pharmacy, Home Infusion Pharmacy	0	2	2	2	2
Pharmacy, Remote Pilot Project	0	1	0	3	4
Pharmacy, Wholesale Drug Outlet	484	581	502	592	597
Pharmacy, Drug Research Programs	1	0	0	2	0
Pharmacy, Non-Resident Pharmacy	258	341	19	392	427
Pharmacy, Telepharmacy	0	60	67	76	93
Pharmaceutical Manufacturer	2	2	2	2	2
Pharmacy Technicians	1,082	1,554	1,189	1,384	1261
Physical Therapists	1,000	969	1,034	1,071	1080
Physical Therapists Assistants	192	186	198	208	210
Private Investigative & Security Agency	43	19	17	19	21
Private Investigative & Security Agency - Sole Proprietor	0	3	3	4	3
Private Investigative Agency	0	49	45	48	45
Private Investigative Agency - Sole Proprietor	0	12	19	19	19
Private Investigative/Security Guard Agency	17	22	19	22	21
Private Investigative/Detective/Security Agency	17	0	0	1	0
Private Investigator/Security Guard	0	134	123	140	125
Investigative/Security Registered Employee	672	866	734	907	568
Investigative/Security Registered F/T Employee	0	27	93	63	50
Investigative/Security Registered P/T Temporary Employee	0	29	112	68	92
Investigative/Security - Licensed Firearms Training Instructor	0	10	8	10	9
Psychoanalysts	62	55	59	63	58
Psychologist - Master	212	204	207	202	207
Psychologist - Doctorate	387	395	411	397	396
Psychologist - Doctorate - Temporary License	0	12	6	6	12
Psychologist - Trainee	0	57	73	57	94
Psychotherapists	779	617	762	916	888
Radiologic Technologist (Radiography)	546	601	549	596	671
Radiologic Technologist (Radiography) TEMP	0	1	1	5	0
Radiologic Technologist Limited License	0	13	12	12	13
Radiation Therapy	51	66	66	68	70
Radiation, Nuclear Medicine	62	70	64	73	62

**Appendix L: Licensees By Profession  
For Fiscal Years 2009 through 2013**

<b>Profession</b>	<b>FY09</b>	<b>FY10</b>	<b>FY11</b>	<b>FY12</b>	<b>FY13</b>
Radiation, Limited Licensure	12	0	0	-	0
Registered Appraisal Management Companies - Branch Office	0	2	3	3	3
Registered Appraisal Management Companies - Main Office	0	78	108	128	124
Real Estate Appraiser-State Licensed	52	54	35	35	35
Real Estate Appraiser- State Trainee	5	7	4	8	0
Real Estate Appraiser-Cert Residential	126	130	126	130	131
Real Estate Appraiser-Cert Residential Trainee	0	2	2	5	5
Real Estate Appraiser-Cert General	133	149	132	141	141
Real Estate Appraiser-Cert General Temporary License	0	14	23	24	24
Real Estate Appraiser-Cert General Trainee	0	2	1	3	6
Real Estate Brokers	1,214	1,132	1,153	1,052	1087
Real Estate Salespersons	1,259	1,134	1,180	969	1113
Real Estate Offices - Main and Branch	609	520	538	482	512
Real Estate Offices - Sole Proprietor	0	232	236	191	171
Respiratory Care Practitioner	299	247	275	315	290
Respiratory Care Practitioner - Student	0	9	12	21	8
Social Workers, Clinical	895	921	980	948	875
Tattooist	67	55	73	87	78
Tattooist - Apprentice	0	24	26	23	18
Tattooist - Permanent Cosmetic	0	1	5	5	4
Tattooist - Shop	0	17	18	21	24
Body Piercing & Tattooist Operator	81	16	17	41	32
Body Piercing & Tattooist Shop	18	21	22	26	27
Body Piercing & Tattooist - Apprentice	0	3	3	2	3
Body Piercing Shop	0	2	2	2	1
Body Piercing - Apprentice	0	10	9	7	7
Veterinarians	542	591	553	593	564
<b>TOTALS</b>	<b>54,463</b>	<b>56,853</b>	<b>56,131</b>	<b>59,187</b>	<b>56,146</b>
PNR = Previously Not Regulated					
If blank, this credential was not counted separately in past reports					

Appendix M: Receipts/Expenditures By Profession  
For Fiscal Years 2010 through 2013

	Fiscal Year 10		Fiscal Year 11		Fiscal Year 12		Fiscal Year 13	
	Receipts	Expenditures	Receipts	Expenditures	Receipts	Expenditures	Receipts	Expenditures
Accountancy	154,530	88,062	34,785	91,005	195,650	79,414	39,945	85,280
Architect	13,110	58,181	164,960	72,756	15,505	71,962	169,725	71,066
Barber/Cosmetology	579,860	277,907	89,155	275,433	581,810	314,239	102,230	296,073
Chiropractic	4,335	26,625	92,195	26,966	4,060	35,184	90,780	29,521
Dental	317,185	117,226	23,600	155,559	326,195	159,754	26,175	175,364
Engineer	43,278	183,840	318,415	177,030	42,360	174,611	333,780	199,338
Funeral Service	91,396	38,151	6,185	98,899	100,280	46,857	3,585	69,300
Land Surveyor	4,120	40,056	88,230	37,220	1,880	32,307	86,940	34,589
Mental Health, Allied*	27,140	79,007	168,880	89,711	27,700	99,813	189,820	105,917
Nursing	681,723	1,678,172	2,144,499	1,930,157	720,908	1,606,406	1,956,134	1,543,620
Optometry	2,465	16,170	55,530	18,143	4,300	20,810	55,615	24,737
Osteopath	10,075	16,163	99,050	43,867	11,140	30,344	83,040	29,588
Pharmacy	534,950	213,995	103,540	303,055	580,305	321,286	128,655	270,389
Private Detective	29,690	54,650	106,610	66,197	41,410	76,709	120,550	78,589
Psychology	131,595	42,427	8,605	62,528	99,295	61,324	10,655	60,074
Radiologic Tech.	8,695	38,514	89,870	38,742	14,195	37,569	86,200	50,575
Real Estate Appraiser	34,935	56,356	160,940	62,605	44,820	66,460	99,732	54,433
Real Estate Comm.	388,172	170,198	84,493	216,543	370,280	209,998	69,575	317,558
Veterinary	13,540	56,218	118,655	56,198	24,695	57,009	129,445	50,021
Advisor Groups	342,065	289,484	409,904	354,480	347,962	324,308	440,454	328,394
Administrative Penalties <sup>†</sup>	106,940	90,351	43,935	52,922	35,300	62,268	31,325	57,347
<b>GRAND TOTAL</b>	<b>3,519,799</b>	<b>\$3,631,753</b>	<b>4,412,036</b>	<b>\$4,230,016</b>	<b>3,590,050</b>	<b>\$3,888,632</b>	<b>\$4,254,360</b>	<b>\$3,931,773</b>

\*Includes Mental Health Counselor, Marriage Family Therapist, Psychotherapist

<sup>†</sup> Administrative Penalties Paid during the fiscal year as part of a disciplinary action

Advisor Groups include the following professions: Acupuncturists, Athletic Trainers, Auctioneers, Dietitians, Electrologists, Hearing Aid Dispensers, Landscape Architects, Midwives, Naturopathic Physicians, Nursing Home Admin., Occupational Therapists, Opticians, Physical Therapists, Psychoanalysts, Respiratory Care Therapists, Social Workers, Tattooists, and Body Piercers. The operational costs of these professions is combined pursuant to 3 V.S.A. § 124.

**Appendix N: Roster of Board/Commission/Advisor Members  
As of July, 2013**

	<u>APPOINTED</u>	<u>EXPIRES</u>
<b>Board of Public Accountancy</b>		
Lee Spivey Jr.	4/9/2009	12/31/2013
John Borch	4/9/2009	12/31/2013
Joshua Partlow	1/1/2010	12/31/2014
Thomas Shortle	6/2/2010	12/31/2014
Jennifer Corey	2/16/2011	12/31/2015
<b>Acupuncturist Advisors</b>		
Daniel Sachs	1/1/2008	7/31/2013
Elizabeth Fukushima	1/1/2008	12/31/2013
<b>Board of Allied Mental Health Practitioners</b>		
Marilyn Louise Turcotte	1/1/1998	12/31/2013
Tammy Lee Austin	9/16/2009	12/31/2014
Wendy Magee	12/13/2011	12/31/2014
Marjorie Ann Trombly	2/20/2007	12/31/2015
Jason Kirchick	12/28/2011	12/31/2015
<b>Board of Architects</b>		
Edward Wolfstein	6/13/2001	12/31/2014
Frank Guillot	6/5/2007	12/31/2017
Keith Robinson	4/4/2012	12/31/2013
Janet Stackpole	4/14/2009	12/31/2013
Ingrid Moulton Nichols	6/19/2009	12/31/2013
Jennifer Arbuckle	6/19/2009	12/31/2013
<b>Athletic Trainer Advisors</b>		
Todd Neuharth	5/17/2005	12/31/2013
Michael Landsberg	6/1/2009	5/31/2014
<b>Auctioneer Advisors</b>		
Thomas Broughton	7/1/2006	10/31/2016
Duane Merrill	8/1/2007	7/31/2012
<b>Alcohol and Drug Abuse Counselor Advisors</b>		
William Cote	1/1/2001	1/31/2011
Carolyn Prescott	1/1/2005	1/31/2011
<b>Board of Barbers &amp; Cosmetologists</b>		
Ruth Comeau	2/26/2009	12/31/2013
Jon Somes	4/4/2012	12/31/2014
Donna Hendee	1/1/2010	12/31/2014
Judith Wernecke	5/4/2010	12/31/2014
Randy Peace	3/13/2013	12/31/2014

**Appendix N: Roster of Board/Commission/Advisor Members  
As of July, 2013**

	<u>APPOINTED</u>	<u>EXPIRES</u>
<b>Boxing Advisors</b>		
Richard Bernstein, MD	3/9/1993	5/2/2013
Edwin Patterson	4/1/2007	4/2/2017
<b>Board of Chiropractic</b>		
Charles Foster	2/13/2004	12/31/2013
Palmer Peet	1/27/2010	12/31/2014
Vernon Temple	1/1/2012	12/31/2016
John Webber	1/1/2012	12/31/2016
Daniel Coane	1/1/2012	12/31/2016
<b>Clinical Social Worker Advisors</b>		
Maureen Claire Wilson	7/28/2003	7/27/2013
Michael Gilman	4/1/2011	3/31/2016
<b>Board of Dental Examiners</b>		
Edward Pantzar	2/15/2007	12/31/2016
David Baach	1/1/2013	12/31/2017
Mimi Kevan	1/1/2013	12/31/2017
Gertrude Hodge	4/12/2000	12/31/2013
Katherine Ann Silloway	1/21/2009	12/31/2013
Gerald Theberge	10/23/2012	12/31/2014
Joanne Bugbee	11/25/2009	12/31/2014
John Francis Lavoie	1/12/2006	12/31/2015
Randall Miller	7/27/2010	12/31/2015
Dixie Vallie	7/27/2010	12/31/2015
Jennie Reed	1/1/2011	12/31/2015
<b>Dietitian Advisors</b>		
Kimberly Evans	5/1/2011	4/30/2016
Janice Waterman	5/1/2011	4/30/2016
<b>Electrology Advisors</b>		
Kathryn Waskow	5/1/2011	4/30/2016
Elizabeth Willcox	5/1/2011	4/30/2016
<b>Board of Funeral Service</b>		
Lyndon Mann	2/20/2006	12/31/2016
Peter Beck	2/20/2007	12/31/2014
Robert Covey	12/31/2009	12/31/2014
Mary Alice Bisbee	7/21/2011	12/31/2014
Larry Gile	1/1/2011	12/31/2015
<b>Hearing Aid Dispenser Advisors</b>		
Bernie Sage	7/1/2005	8/31/2018
Ted Shattuck, MD	7/15/2012	7/15/2017
Deb Charlea Baker	8/1/2011	7/31/2016
Sandra Duncan Farnum	5/1/1998	4/30/2011

**Appendix N: Roster of Board/Commission/Advisor Members  
As of July, 2013**

	<u>APPOINTED</u>	<u>EXPIRES</u>
<b>Landscape Architects Advisors</b>		
Paul Simon	3/29/2013	6/30/2015
Gail Henderson-King	7/1/2010	6/30/2015
<b>Board of Land Surveyors</b>		
Shane Clark	1/9/2003	12/31/2013
Charles Rockwell	2/25/2009	12/31/2013
Joseph Flynn	6/14/2012	12/31/2014
Timothy Short	11/12/2010	12/31/2014
Dorothy Hayden	12/15/2003	12/31/2015
Jonathan Abts	1/26/2007	12/31/2015
Susan Senning	1/31/2012	12/31/2014
<b>Midwife Advisors</b>		
Stephen Genereaux	6/12/2002	12/31/2015
Mary Lawlor	1/25/2001	12/31/2015
<b>Motor Vehicle Racing Advisors</b>		
Harmon Dragon	12/31/2006	12/31/2017
Bernard Champney	1/1/2007	12/31/2012
Wayne Demar	1/1/2008	12/31/2013
<b>Naturopathic Physician Advisors</b>		
Sam Russo	12/7/2006	12/7/2017
<b>Board of Nursing</b>		
Jeanine Marie Carr	1/1/2008	12/31/2017
Virginia Hudson	1/18/2012	12/31/2013
Luana Tredwell	1/1/2013	12/31/2017
John Todd	9/14/2009	12/31/2013
Alan Weiss	6/28/2001	12/31/2014
Douglas Sutton	12/13/2011	12/31/2014
Stephen Morse	1/1/2013	12/31/2017
William White Jr.	10/29/2007	12/31/2016
Deborah Swartz	11/20/2007	12/31/2016
Ellen Watson	12/13/2011	12/31/2016
Shelia Davis	1/18/2012	12/31/2015
<b>Nursing Home Administrators Advisors</b>		
Joan Potter	2/1/2008	3/31/2015
Christine Scott	11/1/2010	3/31/2015
<b>Occupational Therapist Advisors</b>		
John Joseph Barry	5/2/2003	12/31/2013
Pauline Migneault	5/5/2005	12/13/2013

**Appendix N: Roster of Board/Commission/Advisor Members  
As of July, 2013**

	<u>APPOINTED</u>	<u>EXPIRES</u>
<b>Optician Advisors</b>		
Daniel McLeish Thomas	5/1/2009	4/30/2014
Dale Davenport	12/31/2000	12/31/2015
<b>Board of Optometry</b>		
Albert Pristaw	1/1/2013	12/31/2017
John Eriksson	8/8/2001	12/31/2014
Bonnie Liberty	1/27/2010	12/31/2014
Daniel Dapolito	10/4/2006	12/31/2015
Jean Peterson	1/18/2012	12/31/2015
<b>Board of Osteopathic Physician</b>		
William Cove	8/6/2001	12/31/2013
John Peterson	1/28/2008	12/31/2018
John Welch	3/14/2000	12/31/2014
Mimi Kevan	4/8/2011	12/31/2016
Daniel Wilson	1/1/2012	12/31/2016
<b>Board of Pharmacy</b>		
King Milne	1/1/2013	12/31/2017
Steven Vincent	1/20/2004	12/31/2013
Julia Eaton	1/23/2004	12/31/2013
Jeffrey Firlik	3/24/2005	12/31/2014
Judith Wernecke	7/1/2010	12/31/2015
Larry Labor	4/10/2008	12/31/2015
James Arisman	1/1/2013	12/31/2017
<b>Board of Private Investigative &amp; Security Services</b>		
Richard Murphy	8/10/2011	12/31/2017
Robert Wernecke	11/12/2010	12/31/2013
Franklin Davis	12/13/2011	12/31/2013
James Eckhardt	3/8/2007	12/31/2014
Anita Bobee	1/1/2011	12/31/2015
<b>Board of Professional Engineering</b>		
Robert Kischko	1/1/2009	12/31/2013
Katherine Hill	1/1/2009	12/31/2013
Bonnie Giuliani	8/1/2004	12/31/2014
Brad Aldrich	1/1/2012	12/31/2016
William Atkinson	11/27/2006	12/31/2016
<b>Board of Psychological Examiners</b>		
Richard Root	2/1/2005	12/31/2014
Michael Doyle	12/3/2007	12/31/2016
Deborah Wallis	4/6/2007	12/31/2014
Susan Jan Belville	11/23/2010	12/31/2014
Ronald Miller	1/1/2012	12/31/2016

**Appendix N: Roster of Board/Commission/Advisor Members  
As of July, 2013**

	<u>APPOINTED</u>	<u>EXPIRES</u>
<b>Psychoanalyst Advisors</b>		
Elizabeth Stevenson	9/20/2012	9/21/2017
Donald Ferrell	12/1/2006	11/30/2016
<b>Physical Therapist Advisors</b>		
Laurel Clute	8/15/2012	8/14/2017
David Scribner	7/1/2008	6/30/2013
<b>Board of Radiologic Technology</b>		
Jane Alsofrom	4/27/2010	12/31/2014
Donna Ann Holbrook	10/6/2005	12/31/2012
Brian Bidwell	11/13/2012	12/31/2016
Carla White	5/7/2004	12/31/2016
Joshua Nickerson, MD	1/9/2012	12/31/2012
<b>Board of Real Estate Appraisers</b>		
Ami McClellan	5/4/2005	12/31/2014
Steve Rocheleau	1/28/2009	12/31/2013
Linda Retchin	12/31/2010	12/31/2014
George Sargeant	2/16/2011	12/31/2015
Robert Wernecke	1/11/2010	12/31/2015
Heidi Hayward Urish	7/27/2010	12/31/2015
<b>Real Estate Commission</b>		
Maretta Hostetler	10/22/2004	12/31/2014
Gloria Rice Esq.	1/1/2009	12/31/2013
Michelle Gosselin	2/6/2009	12/31/2013
Mark Thibeault	3/31/2012	12/31/2014
Thomas Prindville	4/1/2010	12/31/2014
David Raphael, Jr.	2/9/2011	12/31/2015
Claire Porter	9/24/2004	12/13/2016
<b>Respiratory Care Advisors</b>		
Michelle Carner	8/1/2011	7/31/2016
Gregory Ward	4/16/2007	4/16/2017
<b>Tattooing/Body Piercing Advisors</b>		
Anita Licata	9/1/1996	8/30/2007
Jeremy Hazel	7/15/2012	7/14/2017
Kenneth Saxe	3/1/2002	4/30/2012
<b>Board of Veterinary Medicine</b>		
Mark Basol	3/15/2009	12/31/2013
Ryan Canales	1/1/2013	12/31/2017
Terry York	3/12/2007	12/31/2013
J. Drexel Wheeler	4/27/2010	12/31/2018
Linda Johnston	4/18/2005	12/31/2014
Paula Yankausas	1/1/2012	12/31/2016